


BỘ GIÁO DỤC VÀ ĐÀO TẠO

Tiếng Anh

SÁCH HỌC SINH

TẬP MỘT

6



NHÀ XUẤT BẢN GIÁO DỤC VIỆT NAM


PEARSON





GETTING STARTED

A special day



1 Listen and read.

Phong: Oh, someone's knocking at the door.

Phong's Mum: Hi, Vy. You're early. Phong's having breakfast.

Vy: Hi, Mrs Nguyen. Oh dear, I'm sorry. I'm excited about our first day at school.

Phong's Mum: Ha ha, I see.
Please come in.

Vy: Hi, Phong. Are you ready?

Phong: Yes, just a minute.

Vy: Oh, I have a new friend. This is Duy.

Phong: Hi, Duy. Nice to meet you.

Duy: Hi, Phong. Nice to meet you too. I live here now. I go to the same school as you.

Phong: That's good. School will be great – you'll see. Hmm, your school bag looks heavy.

Duy: Yes, it is. I have new notebooks, a new calculator, and new pens.

Phong: And you're wearing the new uniform Duy. You look smart!

Duy: Thanks, Phong.

Phong: Let me put on my uniform too. Then we can go.

Vy: Sure, Phong.

THIS UNIT INCLUDES:

VOCABULARY

School things and activities

PRONUNCIATION

Sounds /əʊ/ and /ɪ/

GRAMMAR

The present simple and the present continuous
Verb (*study, have, do, play*) + Noun

COMMUNICATION

Talking about and describing a school

Talking about and describing school activities

a Are these sentences true (T) or false (F)?

1. Vy and Duy are early.
2. Phong is eating.
3. Duy is Phong's friend.
4. Duy lives near Phong.
5. Phong is wearing a school uniform.

b Find these expressions in the conversation. Check what they mean.

1. Oh dear.
2. You'll see.
3. Come in.
4. Sure.

c Work in pairs. Create short role-plays with the expressions. Then practise them.

Example:

A: Oh dear. I forgot my calculator.

B: That's OK, you can borrow mine.


A: Thank you.

Can you extend your conversation?



2 Listen and read the following poem.

Get up, Nam
 Get up, Nam
 You're going back to school
 Your friends are going back to school, too.
 The new school year starts today.
 You've got nice shoes
 You've got new pens
 Your friends are on their way.



a. Work in pairs. Write a poem about your partner. Use the poem above to help you.

b. Now read the poem to your partner.

3 Match the words with the school things. Then listen and repeat.



1. _____




2. _____



3. _____



4. _____



5. _____



6. _____



7. _____



8. _____



9. _____



10. _____

- | | |
|---------------------|----------------|
| a. bicycle | f. notebook |
| b. pencil sharpener | g. ruler |
| c. calculator | h. textbook |
| d. rubber | i. pencil case |
| e. compass | j. school bag |

4 Look around the class – what other things do you have in your classroom? Ask your teacher.

Learning tip

Draw pictures next to new words in your vocabulary book.

Example:



calculator




A CLOSER LOOK 1

Vocabulary

1 Listen and repeat the words.

physics exercise
 English vocabulary
 history football
 homework lessons
 judo music
 school lunch science



2 Work in pairs. Put the words in **1** into groups.

play	do	have	study

Can you add more nouns to the groups?



3 Put one of these words in each blank.

lessons football
 science judo
 homework

- I do _____ with my friend, Vy.
- Duy plays _____ for the school team.
- All the _____ at my new school are interesting.
- They are healthy. They do _____ every day.
- I study maths, English and _____ on Mondays.

4 Write sentences about yourself using the combinations above.

Pronunciation

/əʊ/ and /ɪ/

5 Listen and repeat. Pay attention to the sounds /əʊ/ and /ɪ/.

- /əʊ/: judo going homework open
- /ɪ/: brother Monday mother month

6 Listen to the words and put them into two groups.

/əʊ/	/ɪ/	some
_____	_____	rode
_____	_____	don't
_____	_____	hope
_____	_____	Monday
_____	_____	homework
_____	_____	month
_____	_____	come
_____	_____	post
_____	_____	one

7 Listen and repeat. Underline the sounds /əʊ/ and /ɪ/ you hear.

- They are going to open a new library.
- I'm coming home from school.
- His brother eats lunch in the school canteen.
- The new school year starts next month.
- My brother is doing his homework.
- He goes to the judo club every Sunday.



A CLOSER LOOK 2

Grammar

The present simple - the present continuous

1 Miss Nguyet is interviewing Duy for the school newsletter. Write the correct form of the verbs.



Miss Nguyet: Tell us about yourself Duy.

Duy: Sure! I live here now. This is my new school. Wow! It (1. have) _____ a large playground.

Miss Nguyet: _____ you _____ (2. have) any new friends?

Duy: Yes. I _____ (3. love) my new school and my new friends, Vy and Phong.

Miss Nguyet: _____ Vy _____ (4. walk) to school with you?

Duy: Well, we often _____ (5. ride) our bicycles to school.

Miss Nguyet: Who's your teacher?

Duy: My teacher is Mr Quang. He's great. He _____ (6. teach) me English.

Miss Nguyet: What do you usually do at break time?

Duy: I play football but my friend Phong _____ (7. not play) football. He _____ (8. read) in the library.

Miss Nguyet: What time do you go home?

Duy: I _____ (9. go) home at 4 o'clock every day. Then I _____ (10. do) my homework.

Miss Nguyet: Thank you.

2 Correct the sentences according to the information in **1** above.

Example:

Duy's new school has a small playground.

→ Duy's new school has a large playground.

- Duy doesn't live near here.
- Duy doesn't like his new school.
- Vy and Duy walk to school.
- Mr Quang teaches Duy science.
- At break time, Phong plays football.



Remember!

The present simple verbs with he/ she/ it need an s/es

The present simple

Positive

I/ you/ we/ they + V (work/ study)

He/ she/ it + V-s/ V-es (works/ studies)

Negative

I/ you/ we/ they + don't/ do not + V (don't / do not work/study)

He/ she/ it + doesn't/ does not + V (doesn't/ does not work/study)

Questions and short answers

- Do I/ you/ we/ they + V (work/study)?

Yes, I/ you/ we/ they do.

No, I/ you/ we/ they don't.

- Does he/ she/ it + V (work/study)?

Yes, he/ she/ it does.

No, he/ she/ it doesn't.

3 Work in pairs. Make questions then interview your partner.

- you / ride your bicycle / to school
- you / read / in the library / at break time
- you / like / your new school
- your friends / go to school / with you
- you / do your homework / after school

The present continuous

Positive

I am

You / we / they are

He / she / it is

+ V-ing (studying)

Negative

I am

You / we / they are

He / she / it is

+ not V-ing (not studying)

Questions and short answers

Am I

Are you / we / they

Is he / she / it

+ V-ing?

Yes, you / we / they are.

No, you / we / they aren't.

Yes, he / she / it is.

No, he / she / it isn't.

- 4** Listen to part of the conversation from *Getting Started* again. Then find and underline the present continuous form.

Phong: Oh, someone's knocking at the door.

Phong's Mum: Hi, Vy. You're early! Phong's having breakfast.

- 5** Complete the sentences with the correct form of the verbs.

Example:

Yummy! I (have) _____ school lunch with my new friends.

Yummy! I'm having school lunch with my new friends.

- I (not play) _____ football now. I'm tired.
- Shh! They (study) _____ in the library.
- Vy and Phong (not do) _____ their homework.
- Now I (have) _____ an English lesson with Mr Lee.
- Phong, Vy and Duy (ride) _____ their bicycles to school now.

- 7** Read Vy's e-mail to her friend.

Hi Trang,

How are you? This is the first week at my new school. Now, I'm doing my homework in the library. I have lots to do already!

I have lots of friends and they are all nice to me. We study many subjects – maths, science, and English of course!

I have a new uniform, but I don't wear it every day (only on Mondays and Saturdays). I have lessons in the morning. In the afternoon, I read books in the library or do sports in the playground. How is your new school? Do you study the same subjects as me? Do you play badminton with your friends?

School starts again next Monday. It's late now so good night.

Please write soon.

Love,
Vy

- Underline things that often happen or are fixed. Then underline things that are happening now.
- Compare Vy's first week with yours.

Remember!


When something often happens or is fixed: the present simple

When something is happening now: the present continuous



- 6** Choose the correct tense of the verbs.

- My family *have/ are having* dinner now.
- Mai *wears/ is wearing* her uniform on Mondays and Saturdays.
- The school year in Viet Nam *starts/ is starting* on Sep 5th.
- Now Duong *watches/ is watching* Ice Age on video.
- Look! The girls *skip/ are skipping* in the schoolyard.



Me

Example:

- wear uniform every day

Vy

- wears uniform Mondays and Saturdays

• interesting

COMMUNICATION

Extra vocabulary

pocket money remember
share help classmate

1 Game: Making friends

Read and tick (✓) the questions you think are suitable to ask a new friend at school.

1. Are you from around here?
2. Do you like pop music?
3. How much pocket money do you get?
4. What is your favourite subject at school?
5. Are you hungry?
6. Do you play football?
7. How do you get to school every day?
8. Where do you go shopping?

Write one or two more questions on a piece of paper. Then share them with the class.



2 There is a quiz for students in the new school newsletter. Read the questions.

ARE YOU A GOOD FRIEND IN CLASS?

1. Do you remember all your new classmates' names? Yes No
2. Do you help your teacher in the class? Yes No
3. Do you share things with your classmates? Yes No
4. Do you keep quiet when your teacher is talking? Yes No
5. Do you play with your classmates at break time? Yes No
6. Do you help your classmates with their homework? Yes No
7. Do you travel to school with your classmates? Yes No
8. Do you listen when your classmates are talking? Yes No



a. Work in groups. Take turns to interview the others. Use the questions.

b. Class presentation. Are they good friends in class? Tell the class about them.

SKILLS 1

Reading

Look at the pictures. What do they tell you about the schools?



PLC SYDNEY

(Presbyterian Ladies' College Sydney) is a school for girls in Sydney. It is a boarding school. Students study and live there. About 1,250 girls from age four (kindergarten) to age eighteen (Year 12) go to PLC Sydney. PLC Sydney has students from all over Australia and overseas. Here, students study subjects like maths, physics and English.



AN LAC LOWER SECONDARY SCHOOL

is in Bac Giang Province. It's a small school. It has 7 classes and 194 students. The school is surrounded by mountains and green fields. There is a computer room and a library. There is also a school garden and a playground. You can see some girls dancing in the playground.



VINABRITA SCHOOL is an international school for students from year 1 to year 12. It has big buildings and modern equipment. Every day, students learn English with English speaking teachers. In the afternoon, they join many interesting clubs. They play basketball, football and badminton. Some creative students do drawings and paintings in the art club.

- 1 Read the text quickly to check your ideas.
- 2 Now find these words in the text. What do they mean?

boarding surrounded
international creative

- 3 Now read the text again and complete these sentences.
 1. Students live and study in a _____ school. They only go home at weekends.
 2. _____ has an art club.
 3. There are girls' schools in _____.
 4. Around An Lac School, there are green fields and _____.
 5. At Vinabrita School, students learn English with _____.

Speaking

- 4 Which school would you like to go to? Why? First complete the table. Then discuss with your friends.

Name of school	Reasons you like it	Reasons you don't like it



SKILLS 2

Listening

1 Susie is a student at PLC Sydney.
Listen and choose the correct answers.

- Susie _____ being at a girls' school.
A. likes B. doesn't like
- Susie's favourite teacher is her _____ teacher.
A. maths B. science
- Today, Susie _____.
A. is wearing her uniform
B. isn't wearing her uniform
- Susie studies _____ for three hours a week.
A. English B. Vietnamese
- Susie does her homework _____.
A. at break time B. in the evening

Writing

A webpage for your school



Writing tip – good punctuation

Does your writing have correct punctuation?

Capital letters for: starting sentences, names, days and months, the pronoun I and places.

Pauses and endings: commas to separate long sentences and lists of things. Full stops, question marks, or exclamation marks are put at the end of sentences.

2 Can you correct the punctuation in these sentences?

- school starts on the 5th september
- does he live in ha noi
- im excited about the first day of school
- are you doing your homework
- were having an english lesson in class

3 Can you correct the passage? Write the correct version.

*hi im phong and im from ho chi minh city
i wear my uniform to school every day my
favourite teacher is mr trung he teaches
me science*

4 Create a webpage for your school.

Home About Nguyen Trai school Year planner Student's corner CLUBS

Think of a title.
Write an introduction – use the introductions on page 12 to help you.

- What is the name of the school?
- Where is the school?
- How many students does the school have?
- What do students do at school?
- What is great/ interesting/ fun about your school?
- What is your school day like?
- What do you do in the morning?
- What do you wear?
- What subject do you like?
- What do you do at break/ lunch time?
- What activities do you do?
- What do you do after school?

LOOKING BACK

Vocabulary

1 Write words that match the pictures.



1. _____ 2. _____ 3. _____



4. _____ 5. _____ 6. _____

2 Match the words in A with the ones in B.

A

1. study

2. do

3. play

4. have

B

a. the piano

b. Vietnamese

c. exercise

d. breakfast



3 Listen. Then write down the words you hear in the correct places.

play

do

study

have

Grammar

4 Complete the sentences with the present simple.

- He _____ (come) from Da Nang.
- Do you study English? No, I _____ (do not).
- She _____ (walk) to school with her friends.
- I _____ (do) my homework after school.
- Mr Vo _____ (teach) physics at my school.
- The team _____ (play) football on Saturdays.



5 Complete the sentences with the present continuous.

- They _____ (do) judo in the gym.
- My friends _____ (ride) to school with me.
- _____ he _____ (study) vocabulary?
- Mr Lee _____ (have) lunch with his students.
- I _____ (walk) to class with my friends.
- Ms Huong _____ (teach) the class maths.

6 Complete the text with the correct form of the verbs in brackets.

Hoang (1. live) _____ in a small house in the centre of the village. His house (2. be) _____ near his new school. Every day, he (3. have) _____ breakfast at 6 o'clock. Now, he (4. walk) _____ to school with his friends. They (5. go) _____ to school together every day. Hoang and his friends (6. study) _____ in grade 6 at An Son Lower Secondary School. This week they (7. work) _____ on a project about their neighbourhood. Hoang (8. love) _____ his new school.

Communication

7 Match the questions with the correct answers.

- Yes, she does.
- How many classes are there in your school?
- I do my homework and watch TV.
- How is your first week at school?
- Does Mai live near her school?
- Oh, wonderful.
- Sixteen.
- What do you do in the evening?

8 Now role-play the questions and answers with a partner.

Finished! Now you can ...	✓	✓✓	✓✓✓
• ask and answer questions about school			
• talk about things that are fixed or often happen			
• talk about things that are happening now			

GETTING STARTED

A look inside

THIS UNIT INCLUDES:

VOCABULARY

Types of house
Rooms and furniture

PRONUNCIATION


Sounds /z/, /s/ and /ɪz/

GRAMMAR

There is/ There isn't
There are/ There aren't
Prepositions of place

COMMUNICATION

Talking about and describing
houses, rooms and furniture



1 Listen and read.

Mi: Wow. That room looks so big, Nick. I can see there's a TV behind you.

Nick: Yes. I'm in the living room. Can you see my dog Luke? He's sitting on the sofa.

Mi: Yes, I can. He looks happy.

Nick: Ha ha, he is. Your room looks nice too. Where do you live, Mi?

Mi: I live in a town house. It's near the city centre and it's very noisy. How about you? Where do you live?

Nick: I live in a country house. Who do you live with?

Mi: I live with my father, mother and younger brother. We are moving to an apartment next month.

Nick: Are you?

Mi: Yes, we are. My aunt lives near there and I can play with my cousin, Vy.

Nick: Are there many rooms in your new apartment?

Mi: Yes, there are. There's a living room, three bedrooms, a kitchen and two bathrooms. The kitchen is next to the living room.

(Sound of shouting)

Nick: Oh, that's my mum. I'd better go. It's dinner time. Bye, see you soon.

a Which family members does Mi talk about?

grandparents	
dad	✓
mum	
brother	
uncle	
aunt	
cousin	

b Read the conversation again. Complete the sentences.

1. There is a _____ and a _____ in Nick's living room.
2. Now, Mi lives in a _____.
3. Luke likes _____.
4. Mi thinks living near the city centre is _____.
5. Mi's new home has _____ bedrooms.

Prepositions of place

2 Match the prepositions with the pictures.


in on behind
in front of under
between next to



A. _____



B. _____



C. _____



D. _____



E. _____



F. _____




G. _____

3 Write a sentence to describe each picture in 2.

Example:

A. The dog is on the chair.

4 Look at the picture and write true (T) or false (F) for each sentence. Correct the false ones.



1. The dog is behind the bed. _____
2. The school bag is under the table. _____
3. The picture is between the clocks. _____
4. The dog is in front of the computer. _____
5. The cap is under the pillow. _____
6. The pictures are on the wall. _____


5 Look at the picture again. Answer the questions.

1. Where are the books?
2. Where are the clothes?
3. Is the pillow on the bed?
4. Are the notebooks under the bed?
5. Where is the mouse?
6. Is the chair next to the bed?

A CLOSER LOOK 1

Vocabulary

1 Look at the house below. Name the rooms of the house.



- kitchen hall
- bedroom bathroom
- living room attic

2 Name the things in each room in 1. Use the word list below. (You may use a word more than once.)

living room	lamp	wardrobe
bedroom	toilet	sink
kitchen	bed	sofa
bathroom	picture	television
hall	bath	table
attic	cupboard	dishwasher
	chest of drawers	desk
	fridge	cooker
	poster	light
	chair	microwave
	air-conditioner	ceiling fan

3 Listen and repeat the words. Can you add any more words to the list?

4 Think of a room. In pairs, ask and answer questions to guess the room.

Example:

- A: What's in the room?
 B: A sofa and a television.
 A: Is it the living room?
 B: Yes.

Pronunciation

/z/, /s/ and /ɪz/

5 Listen and repeat the words.

- lamps posters sinks fridges
- tables wardrobes toilets beds



6 Listen again and put the words in the correct column.

/z/	/s/	/ɪz/



7 Read the conversation below. Underline the final *s/es* in the words and write */z/*, */s/* or */ɪz/*

Mi: Mum, are you home?
Mum: Yes, honey. I'm in the kitchen. I've bought these new dishes and chopsticks.
Mi: They're beautiful, Mum. Where did you buy them?
Mum: In the department store near our house. There are a lot of interesting things for the home there.
Mi: We need some pictures for the living room, Mum. Do they have pictures in the store?
Mum: No, they don't. But there are some ceiling lights. We are buying two for the new apartment this week.
Mi: We also need two new vases, Mum.
Mum: That's true. Let's go to the store this weekend.

8 Listen to the conversation and repeat. Pay attention to */z/*, */s/* and */ɪz/* at the end of the words. Then practise the conversation with a partner.

A CLOSER LOOK 2

Grammar

There is/ There isn't
There are/ There aren't

Positive



Negative



Singular: There's (is) a picture on the wall.

Singular: There isn't (is not) a picture on the wall.

Plural: There are two lamps in the room.

Plural: There aren't (are not) two lamps in the room.

Questions and short answers

Singular:
 - Is there a picture on the wall?
 - Yes, there is./ No, there isn't.
Plural:
 - Are there two lamps in the room?
 - Yes, there are./ No, there aren't.

1 Write *is* or *are*.

- There _____ a sofa in the living room.
- There _____ two cats in the kitchen.
- There _____ posters on the wall.
- There _____ a ceiling fan in the bedroom.
- There _____ dishes on the floor.

2 Make the sentences in 1 negative.

Example:
 1. There isn't a sofa in the living room.

3 Write positive and negative sentences.

Example: pictures / the living room
 There are pictures in the living room.
 There aren't pictures in the living room.

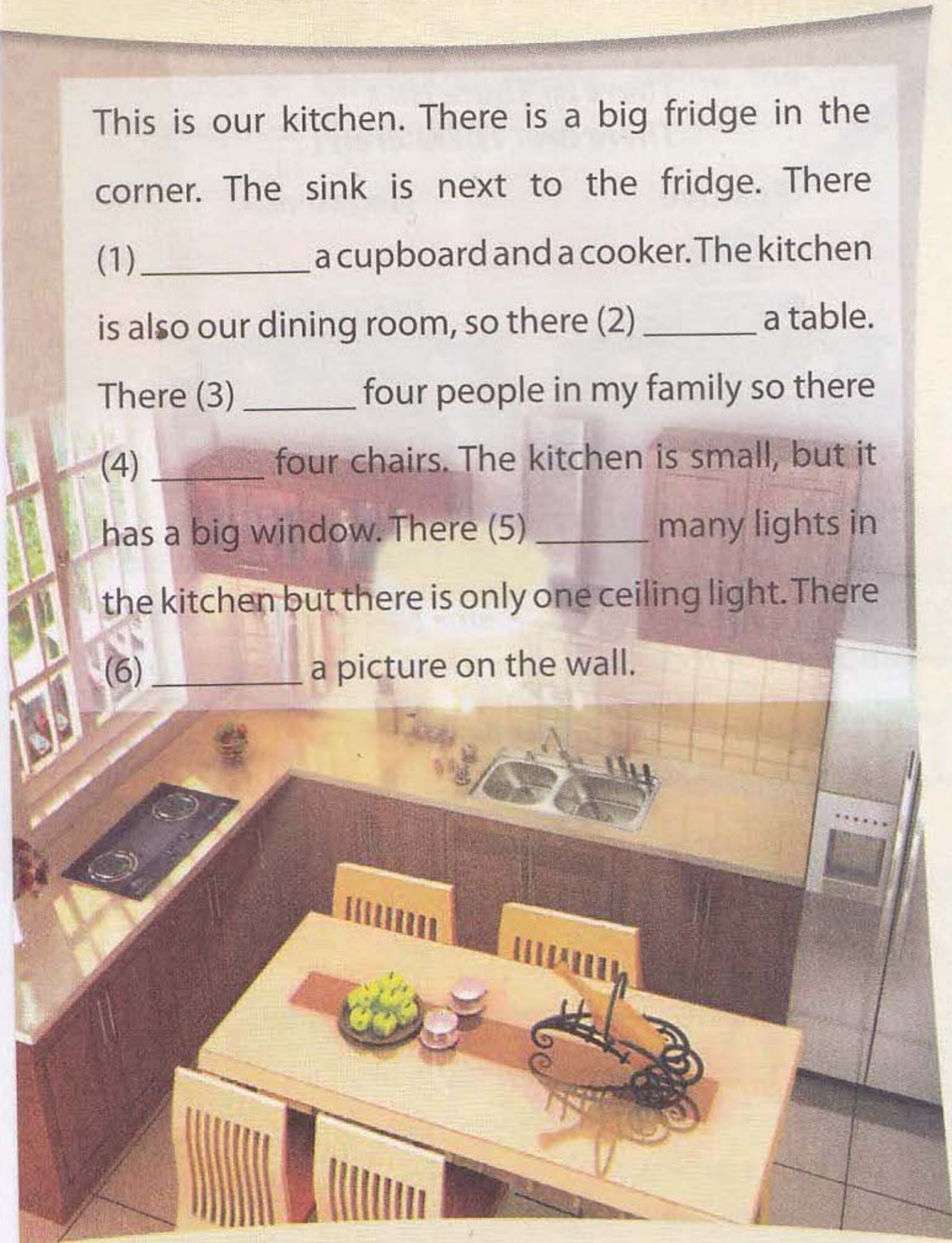
- a TV / the table
- a brown dog / the kitchen
- a boy / the cupboard
- a bath / the bathroom
- lamps / the bedroom



COMMUNICATION

4 Write **is / isn't / are / aren't** in each blank to describe the kitchen in Mi's house.

This is our kitchen. There is a big fridge in the corner. The sink is next to the fridge. There (1) _____ a cupboard and a cooker. The kitchen is also our dining room, so there (2) _____ a table. There (3) _____ four people in my family so there (4) _____ four chairs. The kitchen is small, but it has a big window. There (5) _____ many lights in the kitchen but there is only one ceiling light. There (6) _____ a picture on the wall.



5 Complete the questions.

Example: Are there two bathrooms in your house?

1. _____ a fridge in your kitchen?
2. _____ a TV in your bedroom?
3. _____ four chairs in your living room?
4. _____ a desk next to your bed?
5. _____ two sinks in your bathroom?

6 In pairs, ask and answer the questions in **5**. Report your partner's answers to the class.

A: Are there two bathrooms in your house?

B: Yes, there are./ No, there aren't.

7 Work in pairs. Ask your partner about his/her room or the room he/she likes best in the house.

- Where's your room?
- What's your favourite room?
- Is there a fridge in your room?
- Are there two lamps in your room?

Extra vocabulary



town house



country house



villa




stilt house



apartment

1 Mi tells Nick about her grandparents' country house. Look at the pictures of her grandparents' house and complete the sentences.





1. My grandparents live in a _____ house in Nam Dinh.
2. There _____ four rooms in the house and a big garden.
3. I like the living room. There _____ a big window in this room.
4. There _____ four chairs and a table in the middle of the room.
5. There are two family photos _____ the wall.
6. There is a small fridge _____ the cupboard.
7. A television is _____ the cupboard.
8. There _____ also a ceiling fan.

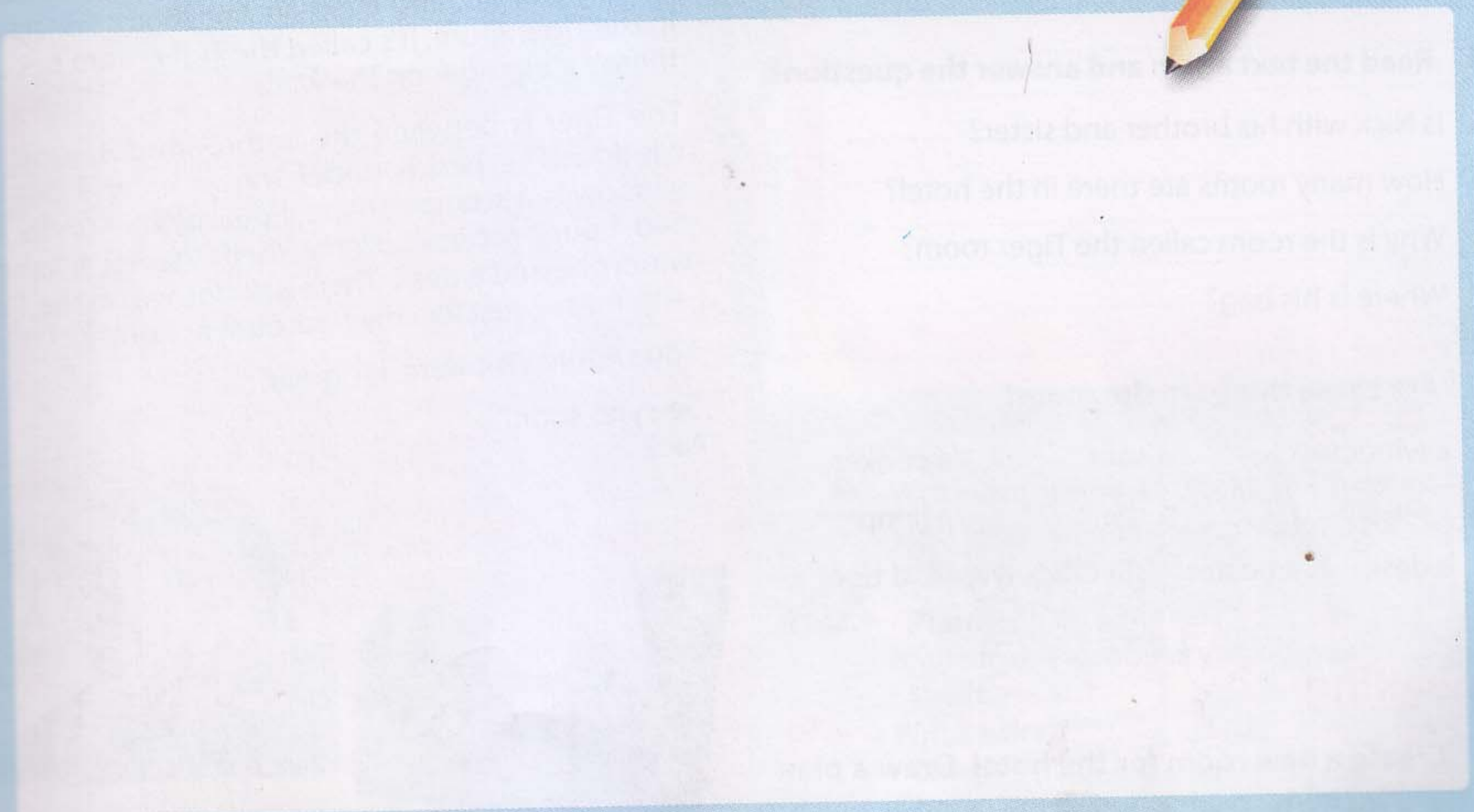
2 Student A looks at the pictures of Nick's house on this page. Student B looks at the pictures of Mi's house on page 25. Find the differences between the two houses.

Example: A: Nick lives in a country house. Where does Mi live?

B: Mi lives in a town house.



3 Draw a simple plan of your house. Tell your partner about your house.



4 Describe your friend's house to the class.

SKILLS 1

A room at the Crazy House Hotel, Da Lat

Study skills – Reading

Prediction

Predicting makes reading easy.

Before reading, look at the picture, design and title.

Decide what is the topic of the text.

Think about what you know about the topic.

Reading

1 Look at the text (don't read it). Answer the questions.

1. What type of text is it?
2. What's the title of this page? What's the topic?
3. Write three things you know about Da Lat.

2 Quickly read the text. Check your ideas from 1.

3 Read the text again and answer the questions.


1. Is Nick with his brother and sister?
2. How many rooms are there in the hotel?
3. Why is the room called the Tiger room?
4. Where is his bag?

4 Are these things in the room?

- | | | | |
|------------|----------|-------------|---------|
| a window | a sofa | a cooker | |
| a cupboard | a shelf | a lamp | |
| a desk | a poster | a CD player | a tiger |

Speaking

- 5 Create a new room for the hotel. Draw a plan of the room.
- 6 Show your plan to your partner then describe the room to other students in the class.



To: mi@fastmail.com;
superphong@bamboo.com
Subject: Weekend away!

Hi Phong,

How are you? I'm in Da Lat with my parents. We are staying at the Crazy House Hotel. Wow! It really is crazy.

Da Lat is nice. It's cool all year round! There are a lot of things to see and lots of tourists too.

There are ten rooms in the hotel. They are named after different animals. There is a Kangaroo room, an Eagle room, and even an Ant room. I'm staying in the Tiger room. It's called the Tiger room because there's a big tiger on the wall.

The Tiger is between the bathroom door and the window. The bed is under the window – but the window is a strange shape. I put my bag under the bed. I put my books on the shelf. There is a lamp, a wardrobe and a desk. There are clothes on the floor – it's messy, just like my bedroom at home.

You should visit here, it's great.


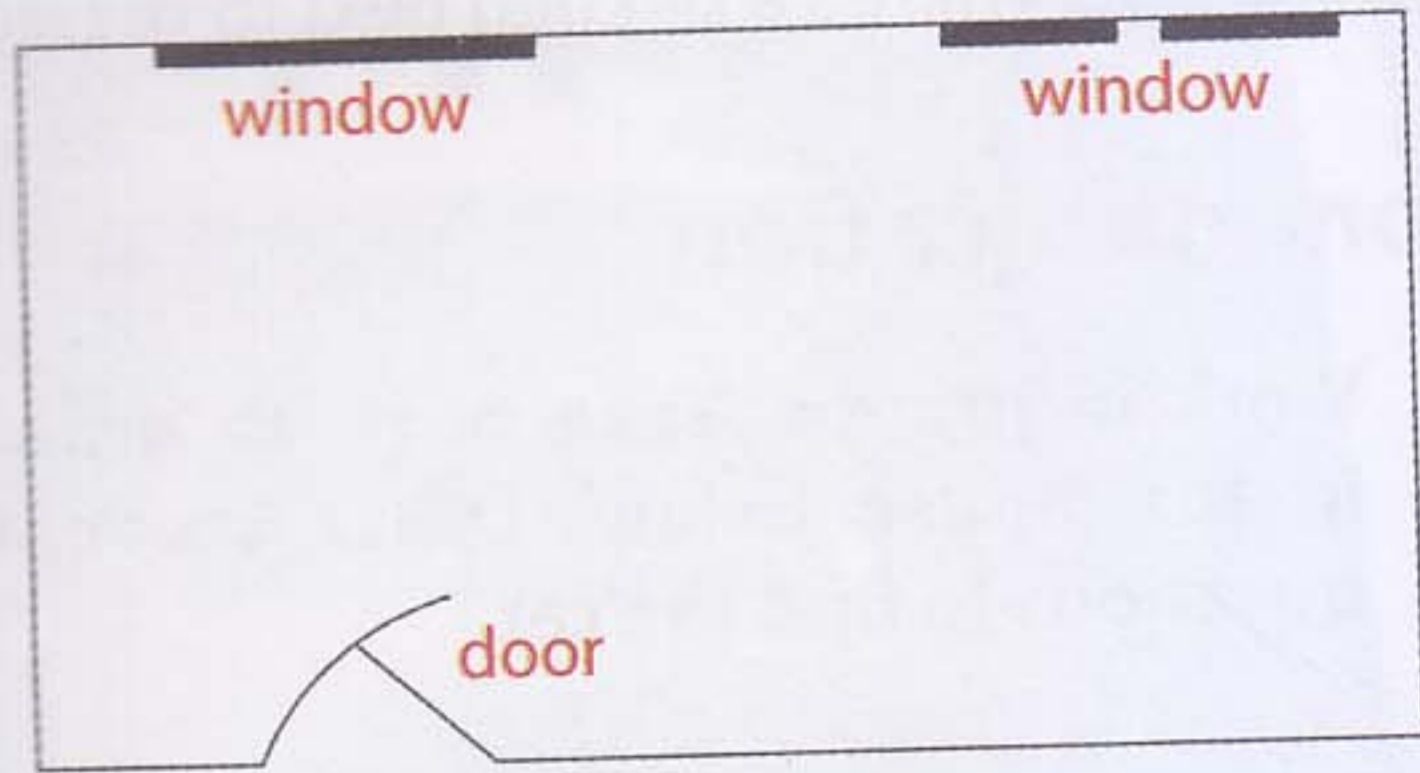
See you soon!
Nick



SKILLS 2

Listening

1 Nick's parents are describing their room at the hotel. Listen and draw the furniture in the correct place.



3 Read the e-mail below and correct it. Write the correct version in the space provided.

From: mi@fastmail.com
To: sophia@quickmail.com
Subject: My house

hi sophia
thanks for your e-mail now i'll tell you about my house. i live with my parents and younger brother in a town house it's big. there are six rooms: a living room, a kitchen, two bedrooms and two bathrooms i like my bedroom best. we're moving to an apartment soon. what about you? where do you live? tell me in your next e-mail.
best wishes,
Mi

From: mi@fastmail.com
To: sophia@quickmail.com
Subject: My house

Writing

An e-mail to a friend



Writing tips - How to write an e-mail to a friend

1. In the subject line, write briefly what the e-mail is about.
2. Begin the e-mail with a greeting (Dear/ Hi/ Hello...)
3. The introduction is the first paragraph. We can ask about his/her health, thank him/her for the previous e-mail or write the reasons for e-mailing, etc.
4. In the body, write the subject(s) of the e-mail. Write each subject in a new paragraph.
5. The conclusion is the last paragraph. It includes the closing remarks: saying goodbye, asking your friend to write back, sending your regards to his/her family, etc.

2 Read Nick's e-mail again. Identify the subject, greeting, introduction, body and conclusion of the e-mail.

4 Write an e-mail to Nick. Tell him about your idea for the new room of the Crazy House Hotel.

- **Plan**
Brainstorm vocabulary about your room.
- **Draft**
Write a draft.
- **Check**
Check your draft: Is the punctuation correct? Is the capitalisation correct? Does it have all necessary parts?



LOOKING BACK

Vocabulary

1 Put the words into the correct groups. Do you want to add any words to each group?

living room attic bed hall
 picture villa cupboard
 apartment chest of drawers town house
 bathroom bedroom wardrobe
 sofa stilt house kitchen dishwasher
 desk country house

Types of building	Rooms	Furniture

Grammar

2 Make sentences. Use appropriate prepositions of place.



1. The boy _____ 2. The dog _____ 3. The cat _____



4. The cat _____ 5. The girl _____ 6. The boy _____

3 Look at the picture and complete the sentences. Use **There is/ There are/ There isn't/ There aren't.**



- _____ a clock on the wall.
- _____ books on the bookshelf.
- _____ a desk next to the bookshelf.
- _____ two posters on the wall.
- _____ a laptop and a lamp on the desk.
- _____ three small plants in the corner.

4 Turn the sentences in 3 into questions.

Example:


1. Is there a clock on the wall?

5 Write six sentences to describe your bedroom.

Example: There's a big bed next to the door.

Communication

6 Work in groups. Take turns to draw a cat in the house below. Other students ask questions to find the cat.



in under behind next to
 on between in front of

Example:

A: Where is the cat?

B: Is it on the bed?

A: No, it isn't.

C: Is it under the table?

A: Yes, it is.



Finished! Now you can...	✓	✓✓	✓✓✓
• use words for types of houses, furniture and family			
• use prepositions to describe where things are			
• describe things using there is/there isn't/there are/there aren't			
• describe where things are in a house			



PROJECT

THESE ARE SOME STRANGE HOUSES FROM THE WORLD.

- 1 Which house do you want to live in? Why?
- 2 Draw your own strange house. Tell the group about your house.



GETTING STARTED

A surprise guest


 Listen and read.

Phuc: This is a great idea, Duong. I love picnics!

Duong: Me too, Phuc. I think Lucas likes them too.
(Dog barks)

Phuc: Ha ha. Lucas is so friendly!

Duong: Can you pass me the biscuits please?

Phuc: Yes, sure.

Duong: Thank you. What are you reading, Phuc?

Phuc: 4Teen. It's my favourite magazine!

Duong: Oh, look! It's Mai. And she is with someone.

Phuc: Oh, who's that? She has glasses and she has long black hair.

Duong: I don't know. They're coming over.

Mai: Hi Phuc. Hi Duong. This is my friend Chau.

Phuc & Duong: Hi, Chau. Nice to meet you.

Chau: Nice to meet you too.

Duong: Would you like to sit down? We have lots of food.

Mai: Oh, sorry, we can't. It's time to go home. This evening, we are working on our school project.

Duong: Sounds great. I'm going to the judo club with my brother. How about you, Phuc?

Phuc: I'm visiting my grandma and grandpa.

Chau: OK, see you later!

Phuc & Duong: Bye!

THIS UNIT INCLUDES:

VOCABULARY

Body parts and appearance
Personality

PRONUNCIATION

Sounds /b/ and /p/

GRAMMAR

Verbs *be* and *have* for descriptions
The present continuous for future

COMMUNICATION

Talking about appearance and
personality
Talking about plans

Put a suitable word in each blank.

1. Phuc and Duong are having a _____.
2. Lucas _____ picnics.
3. Lucas is a _____ dog.
4. Phuc and Duong see _____ and _____.
5. Chau has _____, and she has _____.
6. This evening, Mai and Chau are _____.

Polite requests and suggestions
Put the words in the correct order.

Making and responding to a request

1. can / pass / the / please / biscuits / you / me?
2. sure / yes

Making and responding to a suggestion

1. sit down / like to / would / you?
2. sorry / oh / can't / we

2 Game: Lucky Number

Cut 6 pieces of paper. Number them 1-6. In pairs, take turns to choose a number. Look at the grid and either ask for help or make a suggestion.

1. pass the pen	4. listen to music
2. play outside	5. turn on the lights
3. move the chair	6. have a picnic

If it is 1, 3, 5, ask for help.

Example:

A: Can you _____ please?

B: Yes, sure.

If it is 2, 4, 6, make a suggestion.

Example:

A: Would you like to _____?

B: Yes, I'd love to./ Oh, sorry, I can't.

Adjectives for personality

3 Choose the adjectives in the box to complete the sentences. Look for the highlighted words. Listen, check and repeat the words.

talkative clever boring creative shy
kind confident hard-working friendly funny

1. Mina is very _____. She likes to draw pictures. She always has lots of new ideas.



2. Thu is _____. He likes to help his friends.



3. Minh Duc is _____. He isn't shy. He likes to meet new people.



4. Kim is very _____. She's always on the phone, chatting to friends.



5. Mai is _____. She understands things quickly and easily.



Learning Tip



When you're reading, look for clues (pictures, words in context) to guess the meaning of new words.

To be + adjective +	To be + adjective -
I'm (am) hard-working	I'm not (am not) hard-working
you're (are) kind	you aren't (are not) kind
he's/she's/it's (is) friendly	he/she/it isn't (is not) friendly
we're/you're/they're (are) funny	we/you/they aren't (are not)

4 Complete the sentences.

1. I _____ hard-working. (+)
2. Phuc _____ kind. (+)
3. Chau _____ shy. (-)
4. We _____ creative. (-)
5. My dog _____ friendly. (+)
6. They _____ funny. (+)

5 Game: Friendship Flower

In groups of four, each member writes in the flower petal two adjectives for personalities which you like about the others. Compare and discuss which two words best describe each person.



A CLOSER LOOK 1

Vocabulary

Appearances

arm ears elbow eyes face foot
 fur glasses hand head knee
 leg mouth neck nose tail
 tooth cheek finger shoulders

1 Match the words with the pictures on the cover page of *4Teen* magazine. Listen, check and repeat the words.

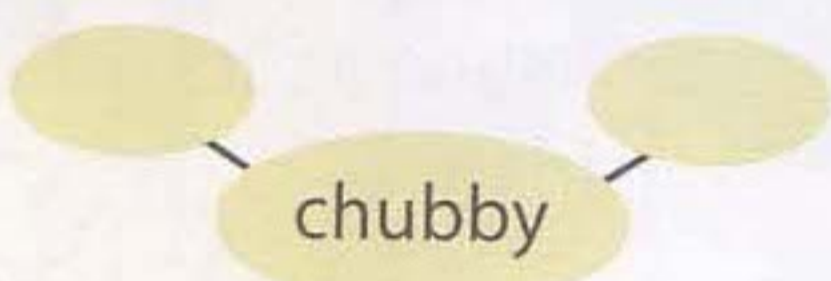
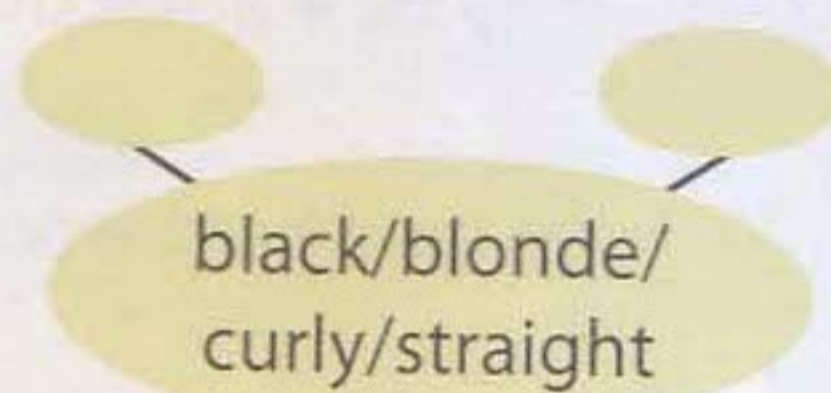
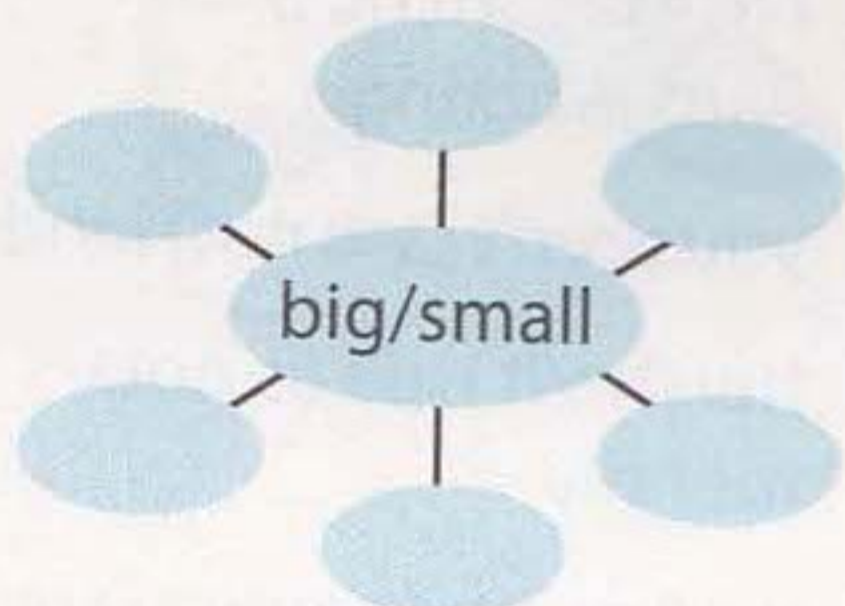
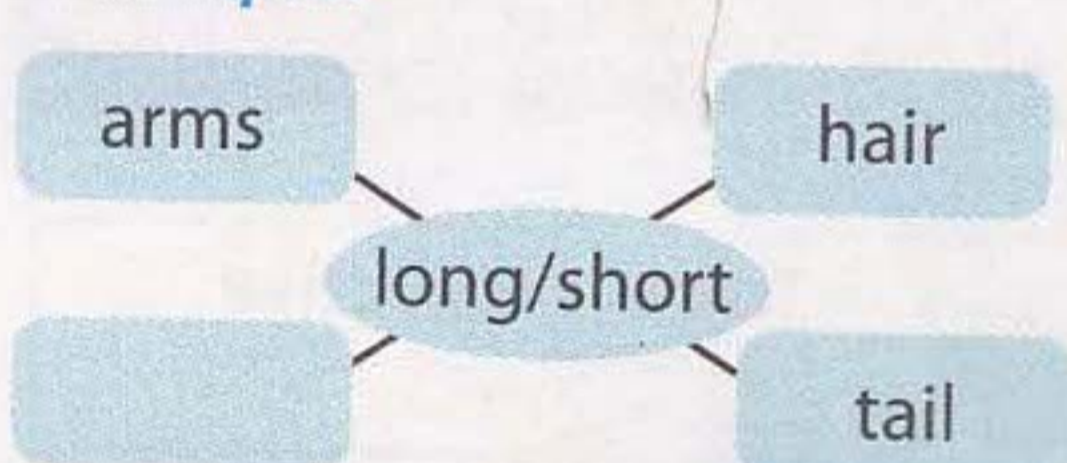
Watch out!



eye - eyes tooth - teeth
 hand - hands foot - feet

2 Create word webs.

Example:



Pronunciation

/b/ and /p/

3 Listen and repeat.

picnic biscuits blonde
 black big patient

4 Listen and circle the words you hear.

/b/	/p/
band	play
brown	ponytail
big	picnic
bit	pretty

4Teen

September 14-21

Exclusive!
 What are you doing this weekend? Interviews from around the world!



Harry Potter poster **INSIDE**

16 cool ideas for weekends

STUDY SKILLS Episode 5: Time management



Ultimate Picnic Guide

5 Listen. Then practise the chant. Notice the rhythm.

We're *having* a picnic
 We're *having* a picnic
 Fun! Fun! Fun!
 We're *bringing* some biscuits
 We're *bringing* some biscuits
 Yum! Yum! Yum!
 We're *playing* together
 We're *playing* together
 Hurrah! Hurrah! Hurrah!

Grammar

have for descriptions

+	-
I /you have he /she /it has we/you/they have	I/you don't have he/she/it doesn't have we/you/they don't have
?	answer
Do I/you/we/they have...?	Yes, I/you/we/they do. No, I/you/we/they don't.
Does he/she/it have...?	Yes, he/she/it does. No, he/she/it doesn't.
Wh-questions	
What colour eyes does he have?	He has _____.
What sort of hair does she have?	She has _____.



6 Look at the cover page of 4Teen magazine and make the sentences.

1. the girl/ short hair?

_____.

No, she _____.

2. Harry Potter/ big eyes?

_____.

3. The dog/ a long tail.

_____.

4. And you, you/ a round face?

_____.

Yes/ I/. No/ I.

_____.

7 Phuc, Duong and Mai are talking about their best friends. Listen and match.



a.

b.

c.

Phuc	
Duong	
Mai	

8 What are the missing words? Write *is* or *has*. Listen again and check your answers.

A. My best friend (1) _____ a round face and short hair. He isn't very tall but he (2) _____ kind and funny. I like him because he often makes me laugh.

B. My best friend is Lucas. He (3) _____ a brown nose. He (4) _____ friendly! I like him because he's always beside me.

C. My best friend (5) _____ short curly hair. She (6) _____ kind. She writes poems for me, and she always listens to my stories.

A CLOSER LOOK 2

Grammar

The present continuous for future

1 Listen again to part of the conversation.

Duong: I don't know. They're coming over.

Mai: Hi, Phuc. Hi, Duong. This is my friend Chau.

Phuc & Duong: Hi, Chau. Nice to meet you.

Chau: Nice to meet you too.

Duong: Would you like to sit down? We have lots of food.

Mai: Oh, sorry, we can't. It's time to go home. This evening, we are working on our school project.

Duong: Sounds great. I'm going to the judo club with my brother. How about you Phuc?

Phuc: I'm visiting my grandma and grandpa.

The present continuous for future

Be + V-ing

We can use the present continuous to talk about future plans.

I'm not coming tonight. I'm busy.

Tomorrow, I'm playing football with my team.

This evening, they're watching a film.

2 Now, underline the present continuous in the conversation. Which refers to the actions that are happening now? Which refers to future plans? Write them in the table.

Actions now

Plans for future

Example:

This evening, we are working on our school project.

A CLOSER LOOK 1

Vocabulary

Appearances

arm ears elbow eyes face foot
 fur glasses hand head knee
 leg mouth neck nose tail
 tooth cheek finger shoulders

1 Match the words with the pictures on the cover page of *4Teen* magazine. Listen, check and repeat the words.

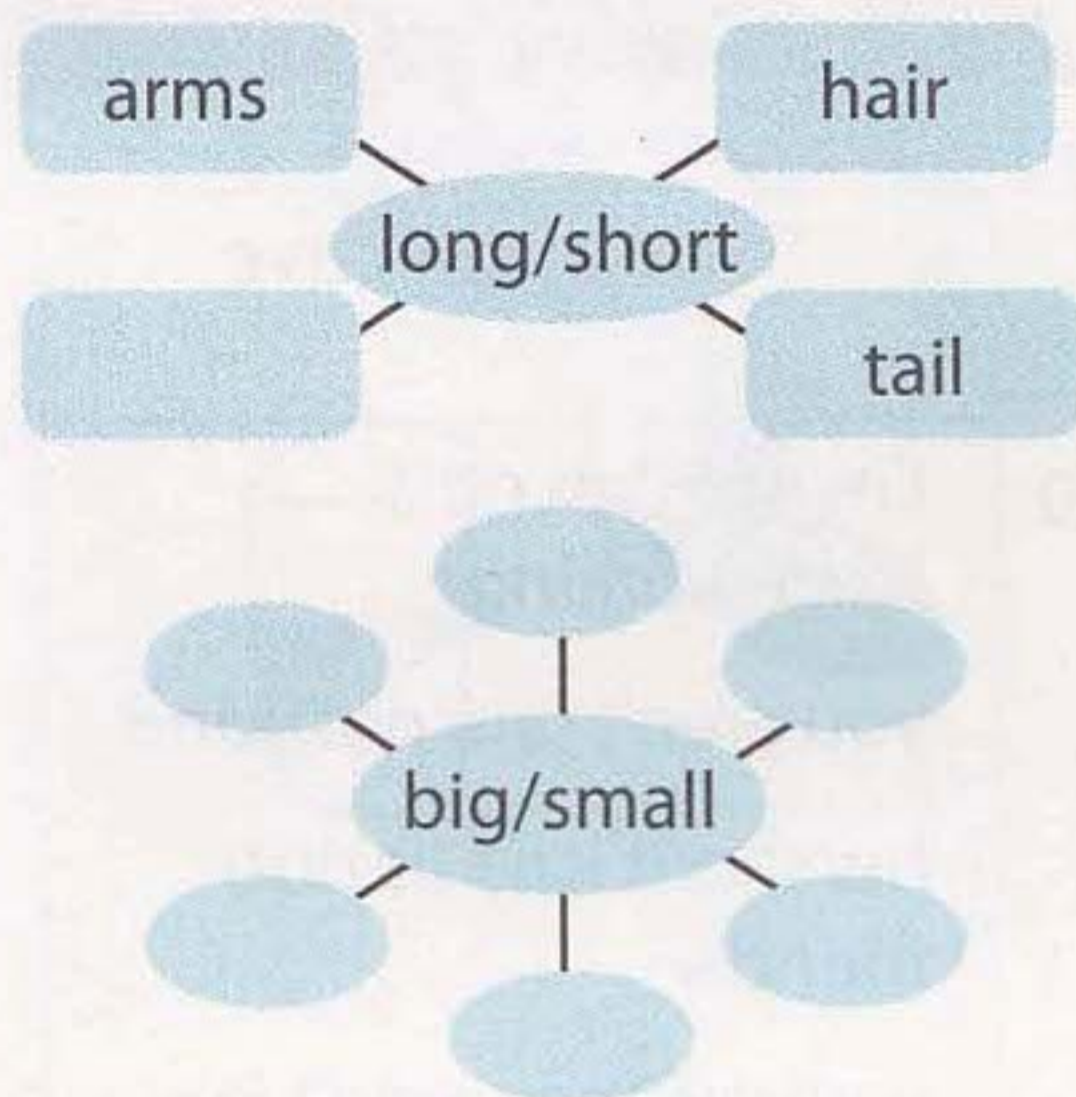
Watch out!



eye - eyes tooth - teeth
 hand - hands foot - feet

2 Create word webs.

Example:



Pronunciation

/b/ and /p/

3 Listen and repeat.

picnic biscuits blonde
 black big patient

4 Listen and circle the words you hear.

/b/	/p/
band	play
brown	ponytail
big	picnic
bit	pretty

4Teen

September 14-21

Exclusive!
 What are you doing this weekend? Interviews from around the world!



Harry Potter poster **INSIDE**
16 cool ideas for weekends
STUDY SKILLS Episode 5: Time management
Ultimate Picnic Guide



5 Listen. Then practise the chant. Notice the rhythm.

We're *having* a picnic
 We're *having* a picnic
 Fun! Fun! Fun!
 We're *bringing* some biscuits
 We're *bringing* some biscuits
 Yum! Yum! Yum!
 We're *playing* together
 We're *playing* together
 Hurrah! Hurrah! Hurrah!

Grammar

have for descriptions

+	-
I /you have he /she /it has we/you/they have	I/you don't have he/she/it doesn't have we/you/they don't have
?	answer
Do I/you/we/they have...?	Yes, I/you/we/they do. No, I/you/we/they don't.
Does he/she/it have...?	Yes, he/she/it does. No, he/she/it doesn't.
Wh-questions What colour eyes does he have?	He has _____.
What sort of hair does she have?	She has _____.



3 Write sentences about Mai's plans for next week. Use the present continuous for future.

Example: She's finishing her homework. (finish)

1. She _____ a test. (take)
2. She _____ to her cooking class. (go)
3. She _____ a museum. (visit)
4. She _____ a barbecue with her friends. (have)

Things to do

- test → Yes
- cooking class → No
- museum → Yes
- BBQ → Yes

4 Sort them out! Write **N** for Now and **F** for Future.

1. Listen! Is that our telephone ringing?	
2. They're going to the Fine Arts Museum this Saturday.	
3. Where's Duong? He's doing judo in Room 2A.	
4. She's travelling to Da Nang tomorrow.	
5. Are you doing anything this Friday evening?	
6. Yes, I'm watching a film with my friends.	

5 Game: *Would you like to come to my party?*

Choose the day of the week that you plan to:

- have a party
- prepare for the class project
- go swimming

Then go around the class and invite friends to go to your party on the day you have decided. How many people can come to your party?

Example:

Nhung's week						
Mon.	Tue.	Wed.	Thur.	Fri.	Sat.	Sun.
swimming			project	party		

Nhung: Would you like to go to my party on Friday?

Phong: I'd love to. I'm not doing anything on Friday. / Oh, I'm sorry I can't. I'm going swimming with my brother.



COMMUNICATION

Extra vocabulary

- choir firework competition
- greyhound racing field trip temple
- volunteer independent curious
- freedom-loving responsible reliable

1 Read this page from *4Teen* magazine.



ADIA: (Yobe, Nigeria)
Birthday 15/5

On Saturday I'm helping my parents in the field as usual. Then on Sunday we're singing at our village's choir club. It's so exciting!



VINH: (Da Nang, Viet Nam)
Birthday 7/12

I'm going to my English club this Saturday. Then on Sunday I'm going to Han River with my parents to watch the international firework competition. You can watch it live on TV.



JOHN: (Cambridge, England)
Birthday 26/2

This Saturday I'm doing the gardening with my mum. Then on Sunday my parents are taking me to London to see the greyhound racing. It's my birthday present!



THIS WEEK IN 4Teen WE ASK OUR FRIENDS AROUND THE WORLD, 'WHAT ARE YOU DOING AT THE WEEKEND?'

TOM: (New York, US) Birthday 19/1



Our school is visiting a fire station in the neighborhood this Saturday. It's a field trip for our project. We're talking to firefighters and checking out different fire trucks. On Sunday, I'm going to the movies with my friends. That's great!



NORIKO: (Sakai, Japan) Birthday 21/8

On Saturday, I'm going to class at the Friends of Ikebana society. I'm a volunteer teacher there. Then I'm travelling to Shitennoji Temple in Osaka with my new English friends.

2 Find the star sign of each friend to find out about their personality. Do you think the description is correct?

Aries 21/3 – 20/4 independent, active, freedom-loving

Taurus 21/4 – 20/5 patient, reliable, hard-working

Gemini 21/5 – 20/6 talkative, curious, active

Cancer 21/6 – 20/7 sensitive, caring, intelligent

Leo 21/7 – 20/8 confident, competitive, creative

Virgo 21/8 – 20/9 careful, helpful, hard-working

Libra 21/9 – 20/10 talkative, friendly, creative

Scorpio 21/10 – 20/11 careful, responsible, curious

Sagittarius 21/11 – 20/12 independent, freedom-loving, confident

Capricorn 21/12 – 20/1 careful, hard-working, serious

Aquarius 21/1 – 20/2 friendly, independent, freedom-loving

Pisces 21/2 – 20/3 kind, helpful, creative



3 Look for your star sign. Do you agree with the description?

4 Think about your friends' personalities. What star signs do you think they are? Find out if you are correct!



SKILLS 1

Reading

1 Read the advertisement for the Superb Summer Camp and choose the best answer.

- The camp is for kids aged between _____.
a. 6-9 b. 10-15 c. 18-19
- The camp is in the _____.
a. sea b. city park c. mountains
- The camp lasts for _____ days.
a. three b. four c. five

2 Read the text quickly. Then answer the questions.

- Is the text a letter, an e-mail, or a blog?
- What is the text about?
- Is Phuc enjoying himself?

THE SUPERB SUMMER CAMP
A Perfect Present for Kids aged between 10 and 15

- Games, sports, and activities of all types
- Hands-on Fun!
- Arts and Music
- Creativity
- Leadership
- Life skills
- Field trips

ALL in ENGLISH!

Where?
Ba Vi mountains 16-18 June
Call 84-3931-1111
Or visit us at
www.superbsummercamp.com

Personalized E-Mail Sender Unregistered Copy
File Editor Options Logs Help

Open Recipients Send EMail Terminate Save recipients Settings High Priority

From: Nguyen Huu Phuc <phuc.nguyen@webmail.com>
To: My parents <parents.nguyen@webmail.com>
Date: Friday 16th June – Subject: My first day at The Superb Summer Camp

Hi Mum and Dad,

Here I am at the Superb Summer Camp. Mr Lee asks us to write e-mails in English! Wow everything here is in English!

There are 25 kids from different schools in Ha Noi. They are all nice and friendly. My new friends are Phong, James, and Nhung. (I'm attaching a photo of us here). James has blond hair, and big blue eyes. He's cool, and creative. He likes taking pictures. He's taking a picture of me now! Phong is the tall boy. He's sporty and plays basketball very well. Nhung has chubby cheeks and curly black hair. She's kind. She shared her lunch with me today.

This evening we're having a campfire. We're singing and James is telling a ghost story! I hope it isn't too scary! Tomorrow we're doing a treasure hunt in the field. Then in the afternoon we're visiting a milk farm to see how they make milk, cheese and butter. I'm not sure what we're doing on the last day! Mr Lee hasn't told us yet. I'm sure it will be fun!

I miss you already. Please write soon.

Love,
Phuc



3 Read the text again and write True (T) or False (F).

- Phuc is writing to his teacher. F (his parents)
- Phuc has four new friends. _____
- Phuc thinks Nhung is kind. _____
- Phuc likes scary stories. _____
- In the evening, the kids are playing inside. _____
- They're working on a milk farm tomorrow. _____
- The children can speak Vietnamese at the camp. _____

Speaking

4 Make your own English camp schedule.

	Morning	Afternoon
Day One		
Day Two		
Day Three		

5 Take turns. Tell your partner about it. Listen and fill in the schedule.

	Morning	Afternoon
Day One		
Day Two		
Day Three		

SKILLS 2

Listening

1 What do you see in the photos? Choose the words in the box to fill in the table. Then listen and check.

riding a bike hiking skiing
 taking part in a cooking competition
 playing beach volleyball
 taking part in an art workshop
 visiting a milk farm
 playing traditional games
 taking a public speaking class

a	
b	
c	
d	
e	
f	
g	
h	
i	



a



b



c



d



e



f



g



h



i

2 Which activities do you think may/ may not happen at the Superb Summer Camp? Why/ Why not?

3 Listen to Mr Lee, the camp leader, talking on the phone with Phuc's parents. What are they doing on Day Two and Day Three at the camp?

	Morning	Afternoon
Day Two	doing a treasure hunt	visiting a milk farm and -----
Day Three	-----	-----

Writing

Study Skills

Research, draft, check

Research

Make notes and brainstorm ideas. (You can look back at the unit to help you.)

Find or draw pictures to add to your writing.

Draft

Then write your first draft.

Check

Check your draft. Can you improve it? (You can swap with a partner and suggest ways to improve it). Write it out again.

4 Write for *4Teen* magazine about your plans this weekend with your friends.

Use these notes to help you.

- **Introduce yourself**
Describe yourself – think about your appearance and personality
- **Describe your friends**
Write about your friends – think about their appearance and personality
- **Describe your plans**
What do you plan to do together this week?




LOOKING BACK

Vocabulary

1 Write the correct words on the faces.

creative	boring	funny	confident
hard-working	kind	clever	talkative
sparty	shy	patient	serious

Can you remember more words? Add them to the faces.



2 Make your own Haiku!

"Haiku" comes from Japan.

Write a three-line Haiku poem to describe yourself. The first and last lines have five syllables. The middle line has seven syllables. The lines don't need to rhyme.

My hair is shiny
My cheeks are round and rosy
This is me. I'm Trang!

Swap your Haiku with two friends. Don't write your name. Let them guess.

Grammar

3 Game: Who's who?

In groups, choose a person in your group. Describe their appearance and personality. Let your friends guess.

Example:

Group: Who is it?

A: He's tall. He has glasses. He's talkative. He's creative too. He isn't shy.

B: Is it Minh?

A: Yes! / No, try again.

4 Complete the dialogue.

A: What _____ you _____ tomorrow?

B: I _____ some friends. We _____ to Mai's birthday party. Would you like to come?

A: Oh, sorry, I can't. I _____ football.

B: No problem, how about Sunday? I _____ a film at the cinema.

A: Sounds great!

Communication

5 Student A looks at the schedule on this page. Student B looks at the schedule on the next page.

Example:

A: What are you doing tomorrow?

B: I'm playing football with my friends. / I'm not doing anything.

Student A

8 a.m. - 9.30 a.m.



10 a.m. - 11 a.m.

2 p.m. - 4 p.m.



4 p.m. - 5 p.m.



5 p.m.

Student B

8 a.m. - 9.30 a.m.



10 a.m. - 11 a.m.



2 p.m. - 4 p.m.



4 p.m. - 5 p.m.

5 p.m.

Finished! Now you can...	✓	✓✓	✓✓✓
<ul style="list-style-type: none"> • use adjectives to describe personality • name parts of the body • describe appearance and personality using forms of <i>be - have</i> • ask and talk about future plans 			

PROJECT My class yearbook

Let's make a class yearbook!

- ➔ 1 Stick a photo/drawing of the friend sitting next to you on a large sheet of paper.
- ➔ 2 Write a short description of your friend. Think about how special he/she is (appearance, personality).
- ➔ 3 Interview your friend to find out about him/her (e.g. interesting facts, hobbies, favourite subjects/teachers/books/movies, what she/he likes/hates, etc). Include these facts in your writing.
- ➔ 4 Decorate the page and bring it to class to make a class yearbook.

Friends

There's something about (name)

.....

.....

.....

.....

.....

.....

.....

LANGUAGE

Pronunciation

1 Odd one out. Which underlined part is pronounced differently in each line?

1. A. ears B. eyes C. arms D. lips
2. A. stove B. telephone C. mother D. bone
3. A. vases B. dishes C. tables D. fridges
4. A. notebooks B. rulers C. erasers D. pencils
5. A. brother B. nose C. stomach D. oven

2 Write the name of school things and furniture in the house which begin with /b/ and /p/.

/b/ book, _____

/p/ pen, _____

Vocabulary

3 Complete the words.

- | | |
|----------------|----------------|
| 1. E _ l _ _ | 2. h _ _ w _ _ |
| 3. l _ _ h | 4. s _ r _ _ |
| 5. b _ m _ _ n | 6. p _ s _ _ |
| 7. l _ _ o _ | 8. j _ _ |

Now write the words in the correct group.

Play: _____

Do: _____

Have: _____

Study: _____

4 Do the crossword puzzle.


ACROSS

1. This is a large cupboard for hanging your clothes.
3. People sit, talk and relax in this room.
5. This is a set of rooms, usually on one floor of a building.

6. This is a large picture that is put on a wall.

DOWN

2. People eat in this room.
4. This is a space inside the front door of a building.



5 Choose the correct words.

1. Hue is a quiet/talkative student. She doesn't talk much in class.
2. Trang is a shy/confident girl. She doesn't talk much when she meets new friends.
3. My friends always do their homework. They're lazy/hard-working.
4. My mother never gets angry with us. She's patient/boring.
5. My younger brother is very kind/sporty. He can play football, badminton and volleyball very well.

Grammar

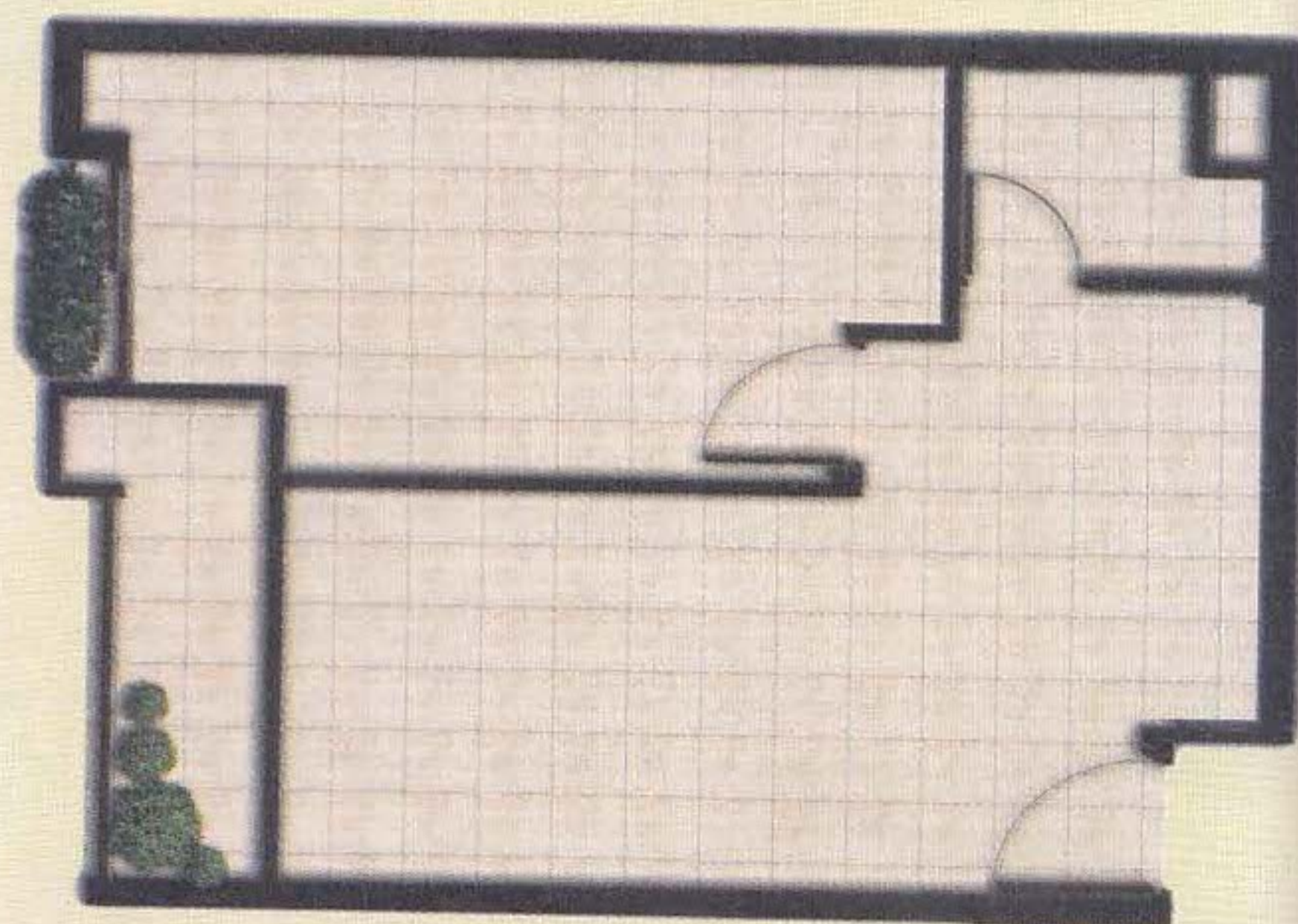
6 Complete the sentences with the present simple or the present continuous form of the verbs in brackets.

1. We can't go out now. It (rain) _____.
2. What time you (have) _____ breakfast every day?
3. I (not/go out) _____ this afternoon. I (do) _____ my homework.
4. My dog (like) _____ my bed very much. He (sleep) _____ on it now.
5. There (be) _____ a lamp, a computer and some books on my desk.

7 Nick is describing his mother. Complete the description with the correct form of the verbs "be" or "have". Sometimes you need the negative form.

My mother (1) _____ 45 years old. She (2) _____ chubby because she likes playing sports. She (3) _____ black hair. Her hair (4) _____ blonde. She (5) _____ blue eyes, a straight nose and full lips. Her fingers (6) _____ slim. My mother (7) _____ kind. She likes helping other people. She (8) _____ also funny because she usually makes us laugh. I love her very much.

8 Read the sentences and draw the furniture in the right place.



1. There is a sofa in front of the window.
2. There is a lamp next to the sofa.
3. A table is in front of the sofa.
4. There is a vase of flowers on the table.
5. There are two pictures on the wall.
6. A clock is between the pictures.

Everyday English

9 Number the lines of the dialogue in the correct order.

- ___ Yes, I'd love to.
- ___ Can I speak to An, please?
- ___ That sounds great. I'll meet you outside your house at 7 p.m.
- ___ Speaking. Is that Mi?
- ___ Yes, I am.
- ___ Yes. An, are you free this Sunday evening?
- ___ Would you like to go to Mai's birthday party with me?
- ___ Alright. See you then.

SKILLS

Reading

1 Choose A, B, or C for each blank in the e-mail below.

From: *an@fastmail.com*
 To: *nick@fastmail.com*
 Subject: *My best friend*

Hi Nick,

It's great to hear from you. I want to tell you about my best friend.

My grandma is my best friend. She is 68 years old. She (1) _____ with our family. She was a maths teacher (2) _____ a secondary school. She likes (3) _____ up early and watering the flowers in our garden. She usually helps (4) _____ with my homework. In the evening, she tells me interesting (5) _____. She also listens (6) _____ me when I'm sad. I love my grandma very much.

What about you? Who's your best friend?

Please write to me soon.

Bye bye,

An

- | | | |
|---------------|------------|------------|
| 1. A. lives | B. works | C. goes |
| 2. A. for | B. on | C. at |
| 3. A. going | B. staying | C. getting |
| 4. A. I | B. me | C. my |
| 5. A. stories | B. songs | C. films |
| 6. A. with | B. to | C. for |

2 Read the text and answer the questions.

MY SCHOOL

My new school is in a quiet place not far from the city centre. It has three buildings and a large yard. This year there are 26 classes with more than 1,000 students in my school. Most students are hard-working and serious. The school has about 40 teachers. They are all helpful and friendly. My school has different clubs: Dance, English, Arts, Football and Basketball. I like English, so I joined the English club. I love my school because it is a good school.

1. Where is the writer's new school?
2. What are the students like?
3. What are the teachers like?
4. How many clubs are there in the school?
5. Why does the author love the school?

Speaking

3 Interview two classmates. Ask them what they like and dislike about your school and the reasons why. Write their answers in the table and report them to the class.

	What he/she likes + reasons	What he/she dislikes + reasons
Classmate A		
Classmate B		

Listening

4 An and Mi are talking on the phone. Listen and circle the parts of the house you hear.

kitchen garden garage
 bathroom bedroom living room

5 Listen again and answer the questions.

1. What's Mi's mum doing?
2. What's Mi's dad doing?
3. Where is Mi's younger brother?
4. What's Mi's cousin doing?


Writing

6 Write an e-mail to your friend. Tell him/her about a family member. Include this information:

1. Who the person is
2. How old he/she is
3. What his/her job is/was
4. What he/she likes doing
5. What he/she does for you

GETTING STARTED

Lost in the old town!



VOCABULARY

Words to name places in a neighbourhood

Words to give directions

Words to describe a neighbourhood

PRONUNCIATION

Sounds /i:/ and /ɪ/

GRAMMAR

Comparative adjectives:
smaller, more expensive...

COMMUNICATION

Talking about and describing a neighbourhood
Asking for and giving directions

1 Listen and read.

Phong: Wow! We're in Hoi An. I'm so excited!

Nick: Me too.

Khang: Yes. It's so historic!

Phong: So, where shall we go first?

Nick: Let's go to 'Chua Cau'.

Phong: Well, the map says Tan Ky House is nearer.
Shall we go there first?

Nick & Khang: OK, sure.

Phong: Shall we go by bicycle?

Nick: No, let's walk there.

Phong: Hmm, OK. First cross the road, turn right
and then go straight.

Nick: OK, let's go.

Phong: Wait.

Khang: What's up, Phong?

Phong: Where are we now? I think we're lost!

Nick: Oh no! Look, there's a girl. Let's ask her.

Phong: Excuse me! We're lost! Can you tell us the
way to Tan Ky House?

Girl: Tan Ky House? Keep straight, then turn
right. But it's quicker to turn right here
then turn left.

Phong: Thank you so much.

Girl: My pleasure.

Phong: Nick, let's hurry.



a Read and put the actions in order.

1. The girl gives directions.
2. Nick, Khang and Phong arrive in Hoi An.
3. Nick, Khang and Phong decide to go to Tan Ky House.
4. Nick, Khang and Phong get lost.
5. Phong looks at the map.
6. Nick, Khang and Phong walk quickly to Tan Ky House.

b Making suggestions.

Put the words in the correct order.

1. a. we/ shall/ go / Where/ first/ ?
b. to 'Chua Cau'/ go/ Let's/.
2. a. we/ Shall/ go/ there/ first/ ?
b. sure/ OK,/.
3. a. by bicycle/ we/ Shall/ go/ ?
b. let's walk/ No,/ there/.

2 Work in pairs. Role-play making suggestions.

Example:

- A: What shall we do this afternoon?
B: Shall we play football?
A: Oh, sure.

- A: What shall we do this evening?
B: Shall we go to the cinema?
A: No, let's go out and have an ice cream.



3 Match the places below with the pictures. Then listen, check and repeat the words.

A. statue
E. square

B. railway station
F. cathedral

C. memorial
G. art gallery

D. temple
H. palace



4 Think about where you live. Work in pairs. Ask and answer questions about it.

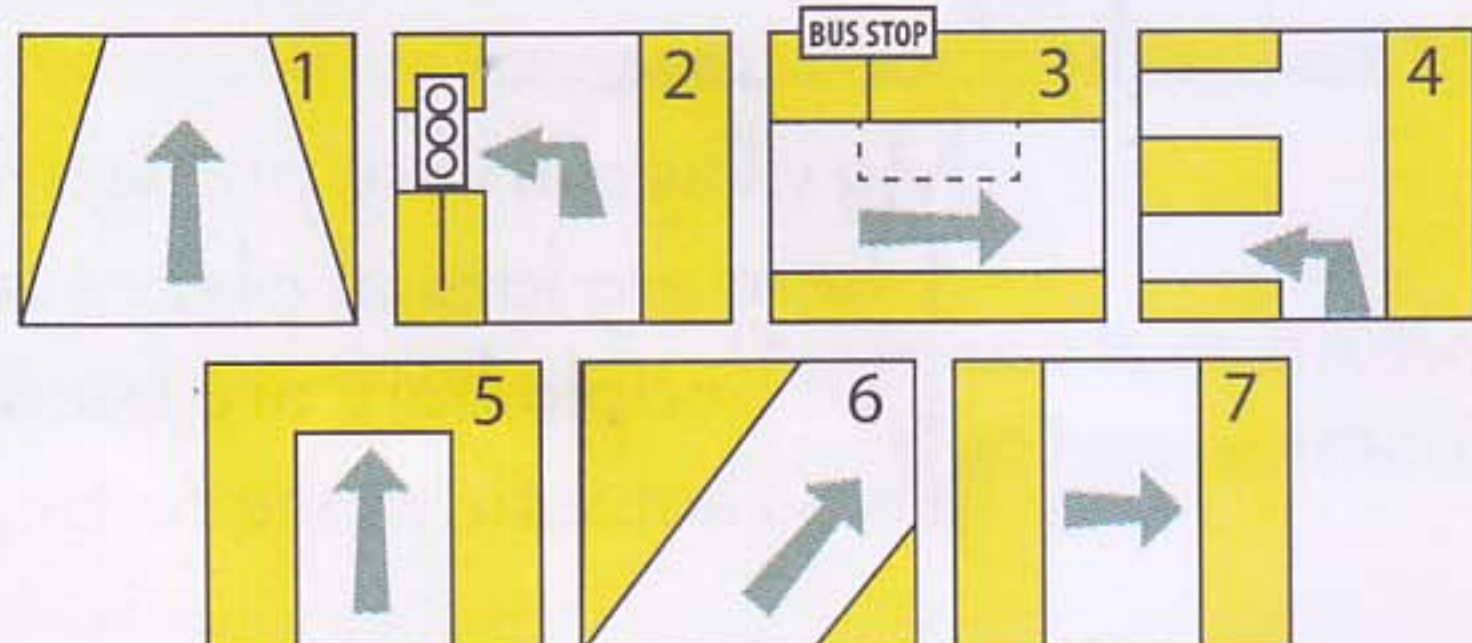
Example:

- A: Is there a theatre in your neighbourhood?
B: Yes, there is./ No, there isn't.

5 Match the instructions in the box with the pictures.

DIRECTIONS:

Turn left at the traffic lights.
Go along the street.
Go straight on.
Go to the end of the road.
Take the first turning on the left.
Go past the bus stop.
Cross the street.

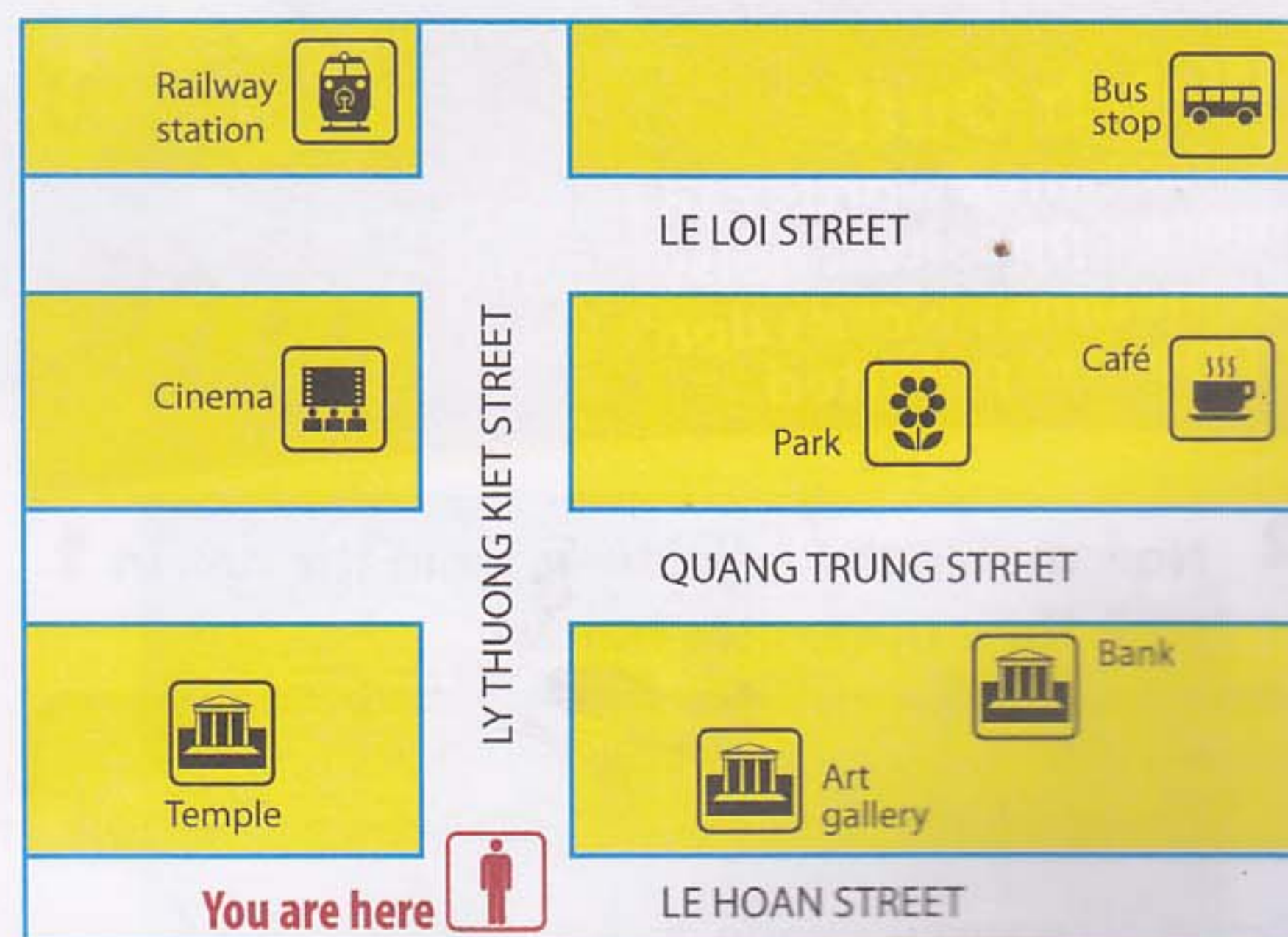


6 Game

Work in pairs. Give your partner directions to one of the places on the map, and they try to guess. Then swap.

Example:

- A: Go straight. Take the second turning on the left. It's on your right.
B: Is that the art gallery?
A: Yes, it is. / No, try again.



A CLOSER LOOK 1

Vocabulary

1 Fill in each blank with one word from the box. Listen, check and repeat the words.

narrow historic fantastic
convenient boring noisy polluted

1. Cua Lo is a **fantastic** beach!



2. I love it here - everything I want is only five minutes away. It's so _____.

3. Life in the countryside is _____. There aren't many things to do there.



4. The air in the area is _____ with smoke from factories.

5. Hoi An is a _____ city with a lot of old houses, shops, buildings and theatres, etc.



6. The street is very _____ with a lot of traffic so we can't move fast.

7. Now, there are many new shops near here so the streets are busy and _____ during the day.



Watch Out!

Sometimes words can have two or more opposites: noisy - quiet/ peaceful. Sometimes words don't have a perfect opposite: polluted



2 Now match the adjectives from the box in 1 with their opposites below.

exciting peaceful modern
inconvenient wide quiet terrible

Example: narrow - wide

3 Work in pairs. Ask and answer questions about your neighbourhood. Use the words in 1 and 2 to help you.

Example:

A: Is our neighbourhood polluted?

B: No, it isn't.

A: Is it peaceful?

B: Yes, it is.

Pronunciation

/i:/ and /ɪ/

4 Listen and repeat the words. Pay attention to the sounds /i:/ and /ɪ/.

exciting cheap historic sleepy expensive
convenient peaceful police noisy friendly

Now, in pairs put the words in the correct column.

/i:/	/ɪ/
Example: cheap	historic

5 Listen to the sentences and circle the words you hear.

- Tommy is living/ leaving there.
- Shall we hit/ heat the oil first?
- This airplane sits/ seats 100 people.
- There's a ship/ sheep over there.
- Jimmy is finding some tins/ teens now.
- Peter bought a mill/ meal last week.
- Some Tims/ teams are coming in.
- It is a fish and chip/ cheap shop.

6 Listen and practise the chant. Notice the sounds /i:/ and /ɪ/.

MY NEIGHBOURHOOD

My city is very busy.
There are lots of buildings growing.
The people here are funny.
It's a lovely place to live in.

My village is very pretty.
There are lots of places to see.
The people here are friendly.
It's a fantastic place to be.

A CLOSER LOOK 2

Grammar Comparative Adjectives

	Positive	Comparative	Rule
one syllable	fast	faster	+ er
	large	larger	+ r
two syllables	noisy	noisier	y → ier
	modern	more modern	more + adj
three or more syllables	expensive	more expensive	more + adj



Tom is **taller** than Mary.

than
'than' is used to make comparisons:

My bag is **heavier** than yours.



A house in a city is **more expensive** than a house in the countryside.



1 Complete the following sentences with the comparative form of the adjectives in brackets.

1. Ann is **slimmer** than Laura. (slim)



2. This building is _____ than that building. (tall)



3. The square in Ha Noi is _____ than the square in Hoi An. (big)

4. My neighbourhood is _____ than your neighbourhood. (noisy)



5. The Green Hotel is _____ than the Palace Hotel. (cheap)

2 Now complete the following sentences with the comparative form of the long adjectives in brackets.

1. This house is **more modern** than that house. (modern)



Learning Tip!
Some words are one syllable, some are two, and some are more. Try clapping once for each syllable:
hot (1 syllable)
busy (2 syllables)
beautiful (3 syllables)





2. This park is _____ than that park. (beautiful)



3. Living in a house is _____ than living in a flat. (convenient)

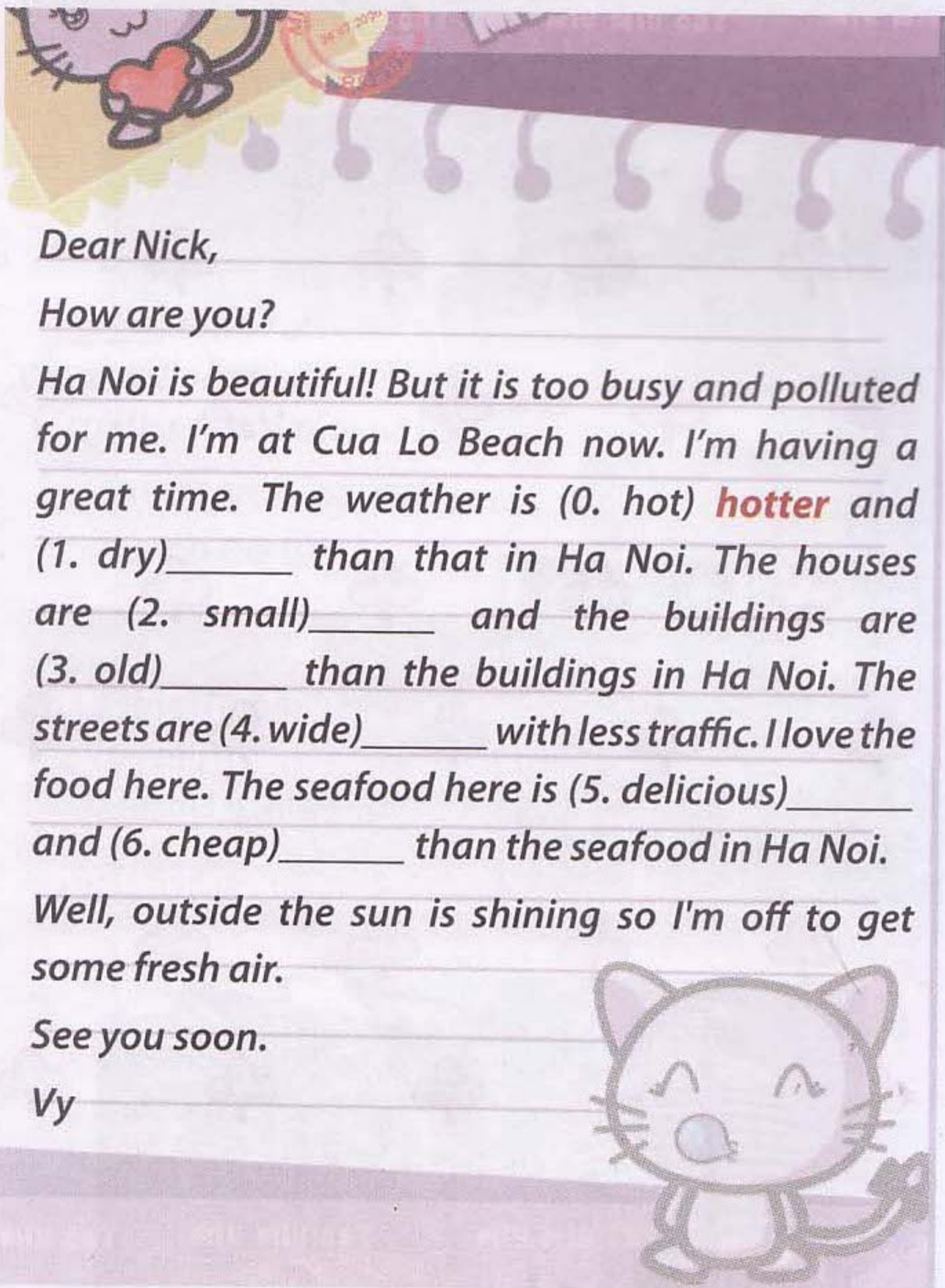


4. Living in a city is _____ than living in the countryside. (interesting)



5. Things in this shop are _____ than things in the supermarket. (expensive)

3 Read and complete Vy's letter to her friend.



Dear Nick,

How are you?

Ha Noi is beautiful! But it is too busy and polluted for me. I'm at Cua Lo Beach now. I'm having a great time. The weather is (0. hot) **hotter** and (1. dry) _____ than that in Ha Noi. The houses are (2. small) _____ and the buildings are (3. old) _____ than the buildings in Ha Noi. The streets are (4. wide) _____ with less traffic. I love the food here. The seafood here is (5. delicious) _____ and (6. cheap) _____ than the seafood in Ha Noi.


Well, outside the sun is shining so I'm off to get some fresh air.

See you soon.

Vy

4 Look at the pictures of Yen Binh neighbourhood and Long Son neighbourhood. Now write about the differences.

Example: Yen Binh is more crowded than Long Son.



5 Complete the following sentences with the comparative form of the adjectives in brackets.

1. Is Ho Chi Minh City **bigger** than Ha Noi? (big)
2. Is a house in the city _____ than a house in the countryside? (expensive)
3. Is a sofa _____ than a chair? (comfortable)
4. Is Hoi An _____ than Hue? (historic)
5. Are your streets _____ than ours? (narrow)

6 Work in pairs. Ask and answer questions about Yen Binh neighbourhood and Long Son neighbourhood using the pictures in 4.

Example:

A: Is Yen Binh more crowded than Long Son?

B: Yes, it is.

A: Is Long Son more modern than Yen Binh?

B: No, it isn't.

7 Work in pairs. Ask and answer questions about the places that you know. Use the comparative form of the adjectives in the box.

beautiful	boring	exciting	friendly
small	hot	wet	convenient

Example:

A: Is Hue busier than Da Nang?

B: No, it isn't.

COMMUNICATION

Extra vocabulary

First
Then

After that
Finally

City Tours!

1 Nick is listening to an audio guide to Hoi An. Listen and fill in the gaps.



Welcome to Hoi An! Hoi An is famous for its (1) _____ buildings, shops, pagodas and houses. They're older than in other cities in Viet Nam. The streets are very narrow so it is more (2) _____ to walk there.

OK. Let's start our tour! First, go to Quan Cong Temple. To get there, walk (3) _____ for 5 minutes. The temple is on your left. (4) _____ go to the Museum of Sa Huynh Culture. Take the second (5) _____. Turn right and it's on your (6) _____. Then, have lunch at Café 96. Its 'cao lau' and 'banh vac' are very good. Turn left and take the (7) _____ turning on your right. Finally, go to Hoa Nhap Workshop to buy presents for your friends. Turn left, then turn right. The workshop is (8) _____ Tan Ky House.

2 Choose one of the cities below. Create an audio guide for your city.

Remember to:

- include some comparisons with other cities;
- give directions to different places; and
- link your instructions using *first, then, after that* and *finally*.



Ho Chi Minh City: City Fact File

Ho Chi Minh City: largest city in south Viet Nam; historic city; busy streets with a lot of motorbikes; many beautiful places and restaurants



London: City Fact File

London: capital city of England; on the river Thames; historic city; old buildings and beautiful parks



3 Present your guide to your class.

SKILLS 1

Reading

1 Find these words in Khang's blog. What do they mean?

suburbs backyard dislike incredibly beaches

2 Read Khang's blog. Then answer the questions.

<http://www.myblog.com.vn/Khang>

MY NEIGHBOURHOOD

Friday, December 23,

I'm back home now. Hoi An was great! My neighbourhood's very different. It's in the suburbs of Da Nang City. There are many things I like about it.

It's great for outdoor activities because it has beautiful parks, sandy beaches, and fine weather. There's almost everything I need here: shops, restaurants, and markets. Every house has a backyard and a frontyard. The people here are incredibly friendly. They're friendlier than those in many other places! And the food's very good.

However, there is one thing I dislike about it. Now, there are many modern buildings and offices so the streets are busy and crowded during the day.

Can anyone write about what you like and don't like about your neighbourhood?

Posted by Khang at 4:55 PM



1. Where is Khang's neighbourhood?
2. Why is his neighbourhood great for outdoor activities?
3. What are the people there like?
4. Why are the streets busy and crowded?

3 Read Khang's blog again and fill in the table with the information.

LIKE	DISLIKE
- It's great for outdoor activities.	

Speaking

4 Look at the map of Khang's neighbourhood. In pairs, ask and answer questions about how to get to the places on the map.

Example:

A: Excuse me. Can you tell me the way to the beach?

B: Yes. First, go straight. Then turn right. After that, go straight again. It's in front of you.

A: Thank you very much.



5 Work in pairs. Ask and answer questions about the way to get to the places in your town/ in your village/ near your school.

SKILLS 2

Listening

Study skills – Listening

Before listening:

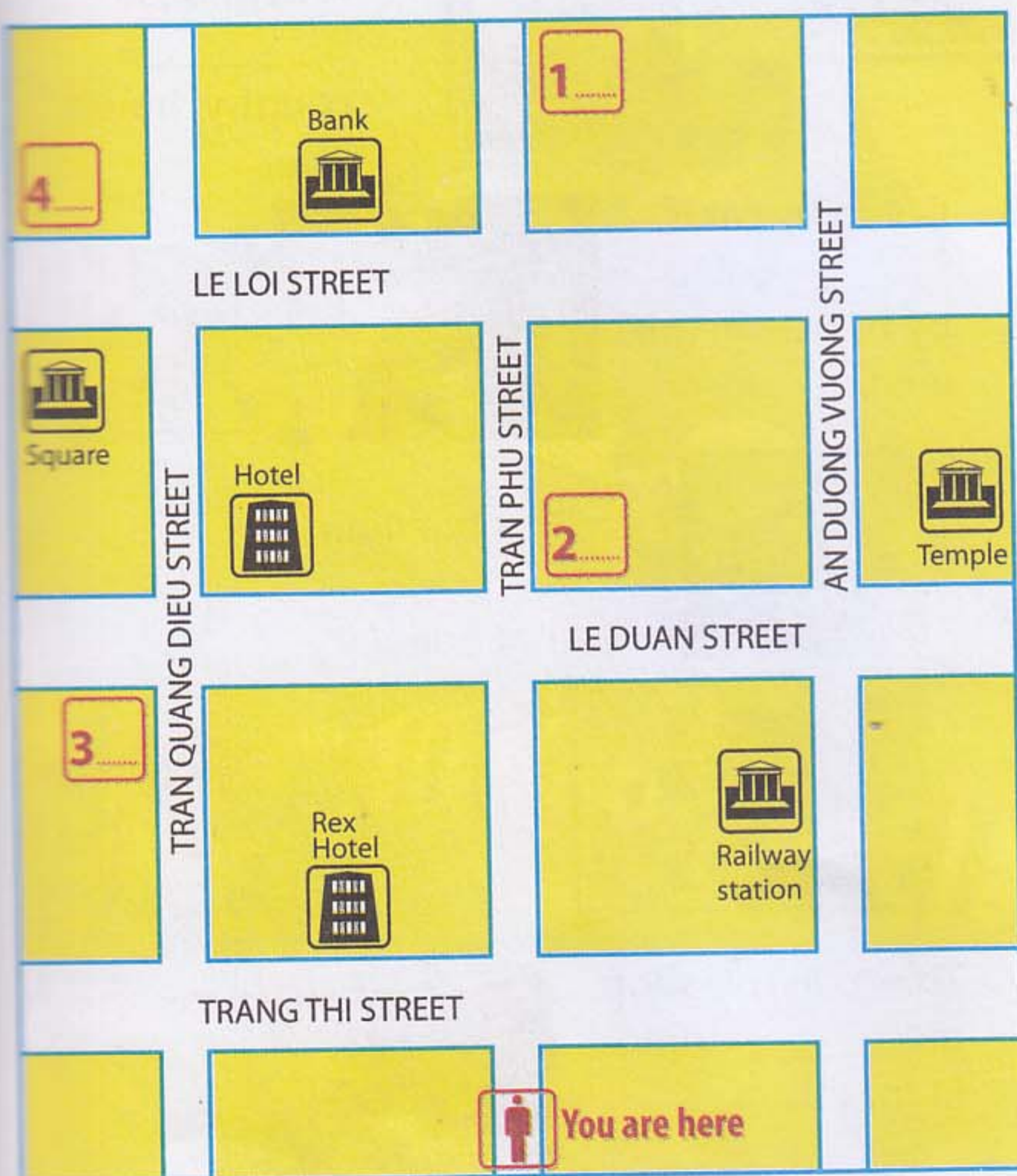
- read the questions carefully
- decide what information you are listening for
- think of some words that you might hear
- listen for important information only

1 Listen to the conversation between a stranger and Duy's dad. Fill in the blanks with the words you hear.

- A: Excuse me. Where is the supermarket?
 B: Go to (1)_____ of this street. It's on your (2)_____.
 A: And where is the (3)_____?
 B: It's in (4)_____. Take the (5)_____, and it's on your left.

2 Listen to the conversation again. Choose the correct places from the list below. Write the correct letters A-F on the map.

- | | |
|---------------------|-----------------|
| A. supermarket | B. restaurant |
| C. secondary school | D. art gallery |
| E. Pho 99 | F. 'Quynh' Café |



Writing

3 Tick (✓) what you like or don't like about a neighbourhood.

	Like	Don't like
1. sandy beaches	<input checked="" type="checkbox"/>	<input type="checkbox"/>
2. heavy traffic	<input type="checkbox"/>	<input type="checkbox"/>
3. many modern buildings and offices	<input type="checkbox"/>	<input type="checkbox"/>
4. peaceful streets	<input type="checkbox"/>	<input type="checkbox"/>
5. good restaurants and cafés	<input type="checkbox"/>	<input type="checkbox"/>
6. sunny weather	<input type="checkbox"/>	<input type="checkbox"/>
7. busy and crowded streets	<input type="checkbox"/>	<input type="checkbox"/>
8. many shops, and markets	<input type="checkbox"/>	<input type="checkbox"/>

4 Make notes about your neighbourhood. Think about the things you like/dislike about it.

LIKE	DISLIKE

5 Write a paragraph about your neighbourhood saying what you like or dislike about living there. Use the information in 4, and Khang's blog as a model.

I'd like to tell you some good things and some bad things about living in my neighbourhood.

.....

.....

.....

.....

.....

.....

.....

.....

.....

.....

LOOKING BACK

Vocabulary

1 Write the correct word for each picture.



1. _____



2. _____



3. _____



4. _____



5. _____



6. _____

2 Fill each gap with a suitable adjective.

- The town has many motorbikes. It's very _____.
- The streets aren't wide, they're _____.
- The buildings are _____. They were built 200 years ago.
- The new market is _____ for me because it's a long walk from my house.
- Things at the corner shops are _____ than those at the supermarket.

Grammar

3 Put the following adjectives in the correct column.

fast	happy	noisy	quiet
exciting	heavy	difficult	large
convenient	hot	expensive	polluted

One syllable	Two syllables	Three or more syllables
.....
.....
.....
.....

4 Now write their comparative form in the table below.

Adjectives	Comparative form
fast	faster
convenient
noisy
difficult
heavy
expensive
happy
hot
polluted
exciting
large
quiet

5 Complete the sentences comparing the pictures. Use comparative form of the adjectives below.

- noisy beautiful convenient
expensive modern

1. This street is _____ that one.

2. A city house is _____ a country house.

3. Going by car is _____ going by bicycle in this area.

4. This building is _____ that one.

5. Things in this shop are _____ things in that shop.



Communication

6 Match the questions with the correct answers.

- Excuse me! Is there a post office near here?
- It's in Quang Trung Street, opposite the park.
- Yes, there's one at the corner of the street.
- Is Ha Noi more exciting than Vinh City?
- Yes, it is.
- What shall we do this evening?
- Let's stay at home and watch TV.
- Where is the cinema?

7 Role-play the questions and answers.

Finished! Now you can	✓	✓✓	✓✓✓
• name places			
• give directions			
• use adjectives to describe places			
• compare things			


PROJECT

WHAT IS YOUR IDEAL NEIGHBOURHOOD?

1 Find a photo or draw a picture of your ideal neighbourhood.


2 Write a description of it. Use these cues to help you.

- Where it is
- What it has
- How the people/ the streets/ the weather... is/ are
- Other ...



GETTING STARTED

Geography Club



THIS UNIT INCLUDES:

VOCABULARY

Travel items
Things in nature

PRONUNCIATION

Sounds /t/ and /st/

GRAMMAR

Superlatives of short adjectives
Modal verb: *must*

COMMUNICATION

Describing things in nature
Giving travel advice

1 Listen and read.

Vy: Hello, welcome to Geography Club.
(Knock at door)

Mai: Sorry! Can I come in? I went to the wrong room.

Vy: No problem, we are just starting now. Today I'm going to introduce some natural wonders of the world to you.

Nick: Great! What's that in the first picture? It looks incredible.

Mai: Yes! Is it a red mountain?

Vy: Well, that's Ayres Rock. It's in the middle of Australia. Local people call it Uluru.

Nick: Can you spell that, please?

Vy: Sure, it's U-L-U-R-U.

Nick: Thank you.

Vy: It's not the highest mountain in Australia, but it's the most beautiful. Its colour changes at different times of the day. People think it's best in the evening when it is red.

Phuc: I want to visit Ayres Rock one day.

Nick: Picture 2 is Ha Long Bay, isn't it?

Vy: Well done Nick, that's right. What else do you know?

Nick: It's in Viet Nam, of course! Ha ha.

Vy: Yes, it is! There are many islands there. This picture shows Tuan Chau. It's one of the largest islands.

Phuc: How about picture 3 ...

a Answer the following questions.

1. Who is the leader of Geography Club?
2. Why is Mai late?
3. What is the other name for Ayres Rock?
4. Which country would Phuc like to visit?
5. What is Tuan Chau?

b Put the words in the correct order.

1. spell / you / that / please / can
2. repeat / you / that / please / can
3. come / I / can / in

c Brainstorm situations when people use these sentences. Then role-play the situations with a partner.

Example:

You may need to spell your name when you order take-away pizza by phone.

A: Hi, can I order a cheese and meat pizza, please?

B: Sure. What's your name, please?

A: It's Nick.

B: Can you spell that, please?

A: Yes, it's N-I-C-K.



Can you extend your conversation?

2 Listen and repeat the following words.

- | | | | | |
|-------------|----------|--------------|-----------|------------|
| 1. mountain | 2. river | 3. waterfall | 4. forest | 5. cave |
| 6. desert | 7. lake | 8. beach | 9. island | 10. valley |

3 Now label the pictures.



1. _____



2. _____



3. _____



4. _____



5. _____



6. _____



7. _____



8. _____



9. _____



10. _____

4 Read the conversation in 1 again. Tick the words you can find.



A CLOSER LOOK 1


Vocabulary

Travel items

1 Match the items with the pictures then practise saying the following items.

plaster
walking boots
painkillers
sun cream

scissors
sleeping bag
backpack
compass



1. _____



2. _____



3. _____



4. _____

5. _____



6. _____



7. _____



8. _____



2 Complete the following sentences.

1. We're lost. Pass me the _____.
2. It's so hot today. I need to take some _____.
3. My head hurts. I need to take a _____.
4. I finished packing. All my things are in my _____.
5. I walked too much. I need to put a _____ on my foot.

3 Now put the items in order. Number 1 is the most useful on holiday. Number 8 is the least useful.

- | | |
|----------|----------|
| 1. _____ | 5. _____ |
| 2. _____ | 6. _____ |
| 3. _____ | 7. _____ |
| 4. _____ | 8. _____ |



Can you put them in order for a beach holiday? How about a camping trip in the forest?

Pronunciation

/t/ and /st/

4 Listen and number the words you hear.

desert	boot
plaster	lost
forest	boat
coast	best (1)

5 Listen again and repeat the words.

6 Listen and repeat. Pay attention to the bold-typed parts of the words.

1. Swimming in the sea in Summer is **best**.
2. Ha Long Bay has the nicest scenery in Viet Nam.
3. The Amazon rain forest is in Brazil.
4. One day, I want to see Ayres Rock.
5. The Sahara is the hottest desert in the world.
6. I want to explore the coast by boat.




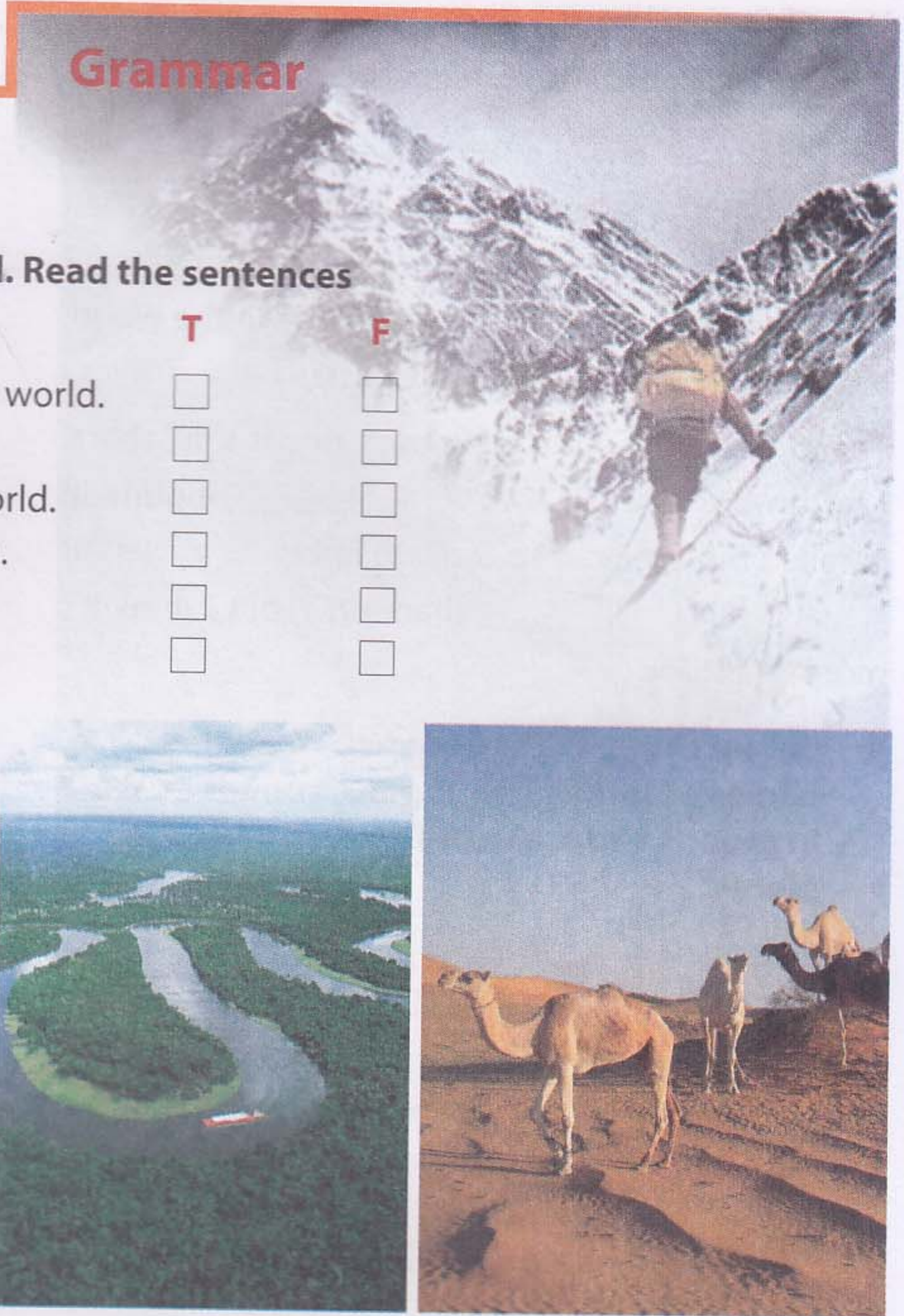
A CLOSER LOOK 2

Grammar

Comparative and superlative adjectives

1 Vy is giving a quiz about wonders of the world. Read the sentences and guess if they are true (T) or false (F).

- | | | |
|---|--------------------------|--------------------------|
| | T | F |
| 1. Mount Everest is the highest mountain in the world. | <input type="checkbox"/> | <input type="checkbox"/> |
| 2. Ba Be Lake is the largest lake in Viet Nam. | <input type="checkbox"/> | <input type="checkbox"/> |
| 3. Niagara Falls is the highest waterfall in the world. | <input type="checkbox"/> | <input type="checkbox"/> |
| 4. Tra Co Beach is the longest beach in Viet Nam. | <input type="checkbox"/> | <input type="checkbox"/> |
| 5. The Amazon is the widest river in the world. | <input type="checkbox"/> | <input type="checkbox"/> |
| 6. The Sahara is the hottest desert in the world. | <input type="checkbox"/> | <input type="checkbox"/> |



2 Listen to Vy giving the answers to the quiz. Check your guesses.

3 Underline all the words ending in **-est** in the quiz.



Watch out!

What do you notice about number 6 in Vy's quiz?

Remember: consonants are doubled in adjectives with short vowel sounds. Can you think of more examples?

4 Complete the table with the comparatives and superlatives.

	Adjective	Comparative	Superlative
irregular adjectives	good		best
	bad	worse	
short adjectives	tall		tallest
	long	longer	longest
	wide	wider	
	large		largest
	hot	hotter	



5 Now Vy is talking about other amazing places. Complete the passage.

Did you know Libya, in Africa, is the (1. hot) _____ country in the world? It's (2. hot) _____ than any other country! How about the (3. cold) _____? Antarctica is the (4. cold) _____ place in the world! It's even (5. cold) _____ than Russia.

The (6. big) _____ desert in the world is the Sahara. And now you know the (7. high) _____ mountain is called Mount Everest. Did you know it's in Nepal? Nepal is (8. small) _____ than India, but I think it's more beautiful.

6 Cut up some pieces of paper. Write the names of some famous places on them. Work in groups and make sentences about the places.

Example:

"The West Lake is the largest lake in Ha Noi."

The West Lake

.....
.....

.....

.....
.....

.....


.....
.....

.....

Modal verb: must

must – is an order			
I/you	must	I/you	mustn't
he/she/it		he/she/it	
you/we/they		you/we/they	

7 Vy is giving Mai some feedback. Read and underline the forms of *must*.



8 Look at the classroom rules below. Write some more rules for you and your classmates.

1. We must arrive on time.
2. We mustn't pick flowers in the school garden.
3. We must _____.
4. We mustn't _____.
5. _____.
6. _____.



COMMUNICATION

Extra vocabulary

- | | |
|---------|-----------------|
| tent | waterproof coat |
| torch | map |
| sun hat | mobile phone |

1 Read the travel guide entry.

GLOBETROTTER TRAVEL GUIDES

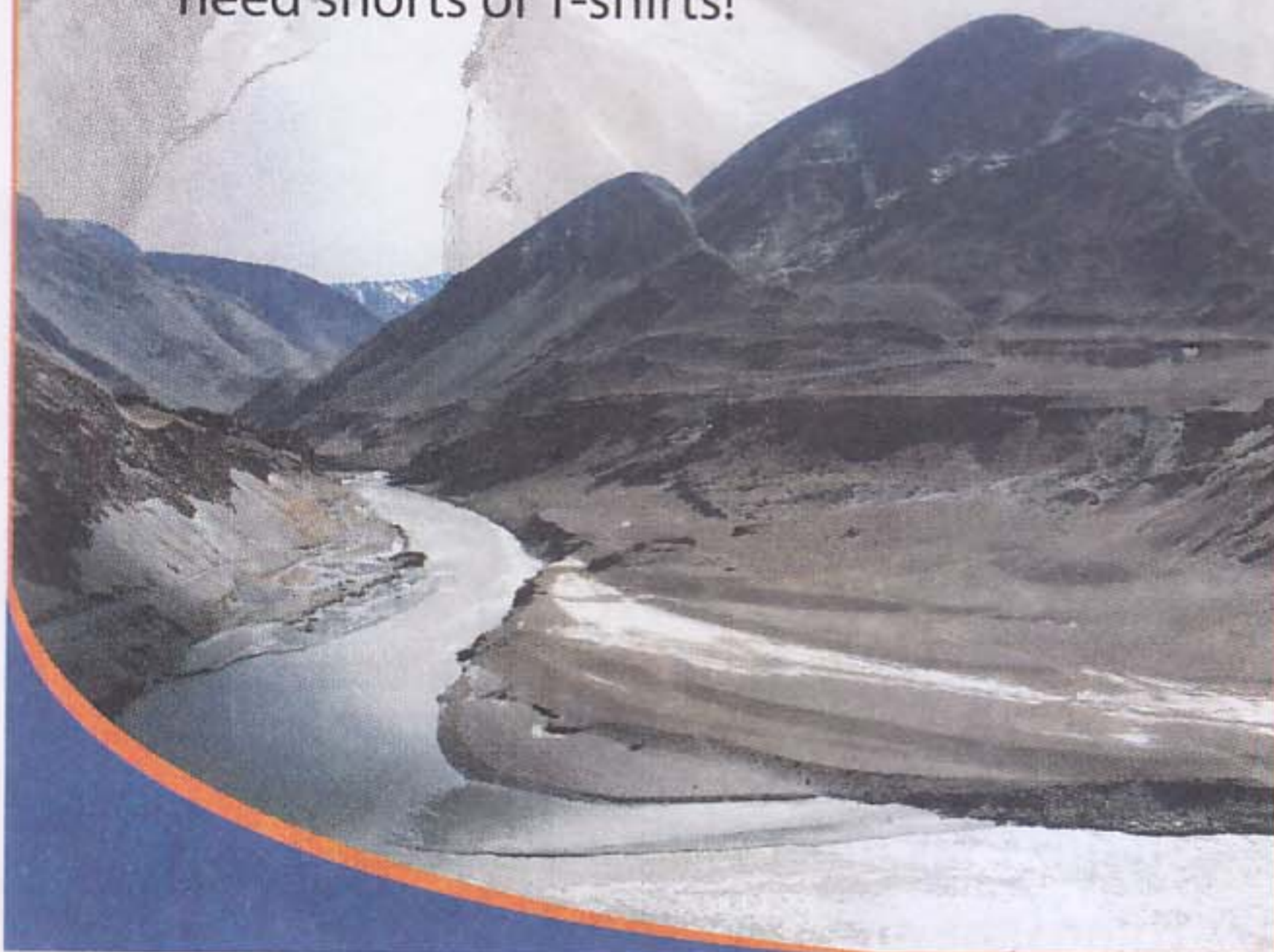
Description

The Himalayas is a mountain range. It's very special. Why? It contains the world's highest mountain – Mount Everest. Some of the world's longest rivers begin here too. The area is diverse, with forests and many kinds of plants and animals.

Travel tips

A trip to the Himalayas is an unforgettable experience. Remember to follow some important advice.

- You must follow the rules – you must ask before you visit the area.
- Plan when to visit: the best time to visit is between April and June.
- You mustn't travel alone. Always go in a group.
- You must tell people where you are going.
- Carry only necessary things.
- Bring the right clothes too – you don't need shorts or T-shirts!



2 Now make a list of the things you must take to the Himalayas. Then add things you mustn't take.

MUST	MUSTN'T
Example: compass	

3 Role-play being a tour guide and a tourist. Tell your partner what to prepare for their trip to the Himalayas. Try to give reasons.

Example:

- A: I want to go to the Himalayas.
 B: OK. I think you must take a waterproof coat. It's the highest mountain in the world. It's cold and rainy there!
 A: Yes. Anything else?
 B: ...

4 Perform your role-play for the class.

SKILLS 1

Reading

1 Before you read, look at the pictures below and make predictions about the text. Then read and check your ideas.

1. Where is the passage from?
2. What is it about?
3. What do you know about the subject?



Ha Long Bay is in Quang Ninh Province. It has many islands and caves. The islands are named after things around us! In the bay you can find Rooster and Hen Island (Trong Mai Island) and even Man's Head Island (Dau Nguoi Island). You must take a boat ride around the islands – it's essential! Tuan Chau is the biggest island in Ha Long Bay. There you can enjoy great Vietnamese seafood. You can watch traditional dance. You can join exciting activities. Ha Long Bay is Vietnam's most beautiful natural wonder.



Hue is the oldest city in Central Viet Nam. It's near Da Nang, but it's more interesting than Da Nang! It also has the most famous river in Central Viet Nam – the Perfume River. You should take a trip on the river, and you must visit the Imperial City. There you can find museums, galleries, and temples. It's Hue's greatest attraction. But many people travel here just for the cuisine – the food is really good. It's rainy in Hue, so remember to bring an umbrella!

Study Skills

Using a dictionary - Guessing words in context

- Before you look up a word in a dictionary, try to guess its meaning in its context.
- Look at the whole sentence. Also look at the sentences before and after.
- Look at the pictures and any other information that may help.

A: What is a "boat"?

B: It is transport we can use on water.

boat (n): something that travels on water

2 Find these words in the passages in **1**, then check their meaning.

essential activities attraction cuisine

3 Read the following sentences. Then tick (✓) true (T) or false (F).

- | | | |
|---|--------------------------|--------------------------|
| | T | F |
| 1. In Ha Long Bay, some of the islands look like people or animals. | <input type="checkbox"/> | <input type="checkbox"/> |
| 2. Boat rides around the bay are not much fun. | <input type="checkbox"/> | <input type="checkbox"/> |
| 3. Ha Long Bay is the number one natural wonder in Viet Nam. | <input type="checkbox"/> | <input type="checkbox"/> |
| 4. The Imperial City is an attraction in Da Nang. | <input type="checkbox"/> | <input type="checkbox"/> |
| 5. Many people know of the Perfume River. | <input type="checkbox"/> | <input type="checkbox"/> |

4 Now answer the following questions.

1. Where is Ha Long Bay?
2. What must you do in the bay?
3. Which part of a trip to Hue is more important – a visit to the Imperial City, or a trip on the river?
4. Why does the writer say 'the food in Hue is really good'?

Speaking

5 Work in pairs. Make notes about one of the places in the brochure. Use the information in the text and your own ideas.

6 Tell your partner about the place.

Ha Long Bay	Hue


7 Your friends are visiting your town. Think about what they must and mustn't do while they are there. Role-play the conversation in groups.

Things they must do/bring: _____

Things they mustn't do/bring: _____

SKILLS 2

Listening



1 Nick's family are in the travel agent's. They want to go on holiday. They are choosing a place from the brochure above. Which place do they choose?

2 Listen again and answer the following questions.

1. What other places does the travel agent talk about?
2. What questions does Nick's mum ask?
3. What advice does the travel agent give?
4. Is Nick happy about the choice?

Writing

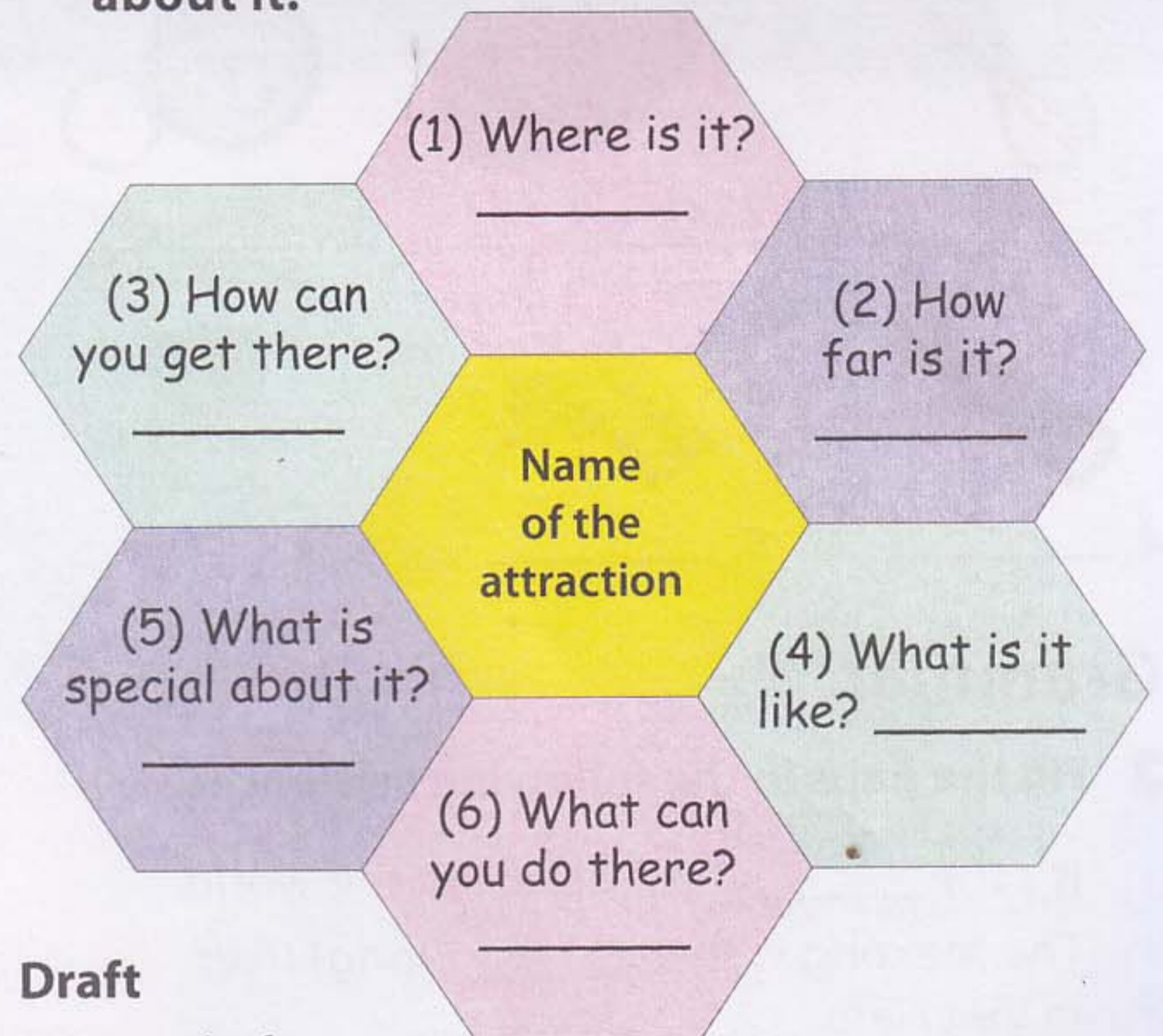
3 Write a travel guide about a place you know.

Research

- Do you have pictures or can you draw a map of the place?
- What natural wonders are there?
- How do they compare to other natural wonders?
- What things can you do there? What things must you do?



4 In notes, fill each blank in the network with the information about the place. Then use these notes to write a short paragraph about it.



Draft

Write a draft.

Check

Check your draft. Can you improve it? Have you used superlatives correctly? Have you used must for orders and advice?

Are your spelling and punctuation correct?

LOOKING BACK

Vocabulary

Things in nature

1 Label the things in nature you can see in this picture.



1. _____



2. _____



3. _____



4. _____



5. _____



6. _____



7. _____



8. _____



9. _____

Travel items

2 Write the words.



1. _____



2. _____



3. _____



4. _____



5. _____



6. _____

Grammar

3 Fill the gaps in the following sentences.

- It's the _____ (hot) desert in the world.
- The Mekong is the _____ (long) river in Viet Nam.
- Fansipan is the _____ (high) mountain in Viet Nam.
- Ho Chi Minh City is the _____ (large) city in Viet Nam.
- The boat trip was the _____ (good) experience of my life.

4 Match the name of a natural wonder in column A with a word/phrase in column B. 1 is an example.

A	B	Your answer
1. Everest	a. bay	1-d
2. Loch Lomond	b. desert	_____
3. Ha Long	c. freshwater lake	_____
4. Ayers	d. mountain	_____
5. The Sahara	e. rock	_____

5 Work in pairs and practise the conversation below. Discuss all the natural wonders in 4 and any related information you know.

- A: What is *Everest*?
 B: I think it is *the highest mountain* in the world.
 A: What is *Loch Lomond*?
 B: I don't know. Do you know it?
 A: Yes. It is *the largest freshwater lake* in Great Britain.
 (or: No, I don't).

Communication

6 Complete the dialogue.

- A: It's dangerous to go hiking there. You (1) _____ tell someone where you are going.
 B: Yes. And I (2) _____ take a warm coat. It is very cold there.
 A: Yes, and you (3) _____ take a mobile phone. It's very important.
 B: OK, and I (4) _____ take all necessary things along with me.

Finished! Now you can	✓	✓✓	✓✓✓
• name natural things & travel items			
• use superlative adjectives to describe the world around you			
• give orders and advice using <i>must</i> and <i>mustn't</i>			

PROJECT

HOW WELL DO YOU KNOW VIET NAM?

1 In groups, ask and answer questions about Viet Nam.



Example:

- A. What's the wettest place in Viet Nam?
- B. I think it's....

WEATHER

- What's / wet / place in Viet Nam?
- What's / hot / place?
- What's / cool / place?
- What's / cold / place?

NATURAL ATTRACTION

- What's / high / mountain in Viet Nam?
- What's / long / river?
- What's / big / island?
- What's / large / lake?

TRAVELLING

- What's / nice / city in Viet Nam?
- What's / good / place for tourists to come?
- What's / convenient / time of the year to visit it?
- What are the reasons?
- What's / fast / way to travel around Viet Nam?

2 Write down what you know about Viet Nam. Talk about the weather, natural wonders and travelling. Start with: "In Viet Nam, the...is..."



GETTING STARTED

Happy New Year!

Chúc Mừng
Năm Mới

Around the world in 30 minutes

THIS UNIT INCLUDES:**VOCABULARY**

Tet things and activities

GRAMMAR*will* to express intentions
should/ shouldn't for advice**PRONUNCIATION**

Sounds /s/ and /ʃ/

COMMUNICATIONTalking about Tet activities
and traditions**Listen and read.**

Interviewer: Welcome back to 'Around the World in 30 minutes'. Thanks again Sunanta for telling us about New Year celebrations in Thailand. Next we have Phong from Viet Nam. Hi Phong.

Phong: Hi.

Interviewer: Your New Year is called Tet, isn't it?

Phong: That's right.

Interviewer: The Vietnamese celebrate Tet at different times each year, don't they?

Phong: Yes. This year, we will celebrate Tet at the end of January.

Interviewer: What should people do to celebrate Tet?

Phong: A lot. It's the busiest time of the year.

Interviewer: What, for example?

Phong: You should make your house look beautiful at Tet so you should clean and decorate it. You should also buy flowers and plants. But you shouldn't buy fireworks.

Interviewer: Do you travel during Tet?

Phong: Not often. Tet is a time for family gatherings.

Interviewer: Yes, and... Do you eat a lot?

Phong: Yes, eating great food is the best thing about Tet! Oh, and getting lucky money. Ha ha.

Interviewer: Great! Thank you, Phong. Coming up, we have Yumiko from Japan...

2. Are the following statements true or false according to the conversation in 1? Tick (✓) the correct column.

Statements	True	False
1. Phong is the first person on the show.		
2. This year, Tet is in February.		
3. People have a lot of fireworks at Tet.		
4. Phong loves eating good food during Tet.		
5. Next, the interviewer will talk to a person from Japan.		

3 Find the information from 1 and fill the blanks.

1. This year we will have Tet at _____.

2. We decorate our _____.

3. We buy _____ and _____.

4. We shouldn't burn _____.

5. We eat _____ and get _____ during Tet.

6. Tet is a time for _____.

4 Write the words/ phrases in the box under the appropriate pictures.

1. _____

2. _____

3. _____

4. _____

5. _____

6. _____

7. _____

8. _____

- a. lucky money
- b. peach blossom and apricot blossom
- c. *banh chung* and *banh tet*
- d. family gathering
- e. swimming pool
- f. house decorations
- g. books
- h. school ground

5 Look at the pictures again. Which pictures do you think are related to Tet?

6 Game

Write down three things or activities you like best about Tet.
Compare your list with the members of your group. Report the results to the class. The group that has the most items wins.

Getting lucky money



A CLOSER LOOK 1

Vocabulary

Things and activities for Tet

1 Listen and repeat the words in the box.

- a. wish b. fireworks c. furniture d. present e. shopping f. tree
g. flower h. relative i. pagoda j. calendar k. special food

2 Work in groups. Label the pictures with the words in 1.



3 Match the verbs with the suitable nouns.

Verbs	Nouns
go to give make hang watch do cook visit clean decorate plant buy	a wish fireworks our house a pagoda relatives trees special food the furniture lucky money the shopping peach blossoms a calendar

4 Write the phrases you have formed in 3. The first one is an example.

1. cook special food	7. _____
2. _____	8. _____
3. _____	9. _____
4. _____	10. _____
5. _____	11. _____
6. _____	12. _____

Pronunciation

/ʃ/ and /s/

5 Listen and repeat the words.

- | | | |
|-----------|----------|---------|
| celebrate | shopping | summer |
| school | spring | wish |
| special | blossoms | rice |
| she | should | rubbish |

Which words have the sound /ʃ/ and which words have the sound /s/? Listen again and write them in the appropriate columns.

/ʃ/	/s/

6 Listen to the sentences and tick which has /ʃ/ and which has /s/.

- We come home every summer.
- We should leave early.
- I will make a wish.
- I'm second in my class.
- My mother goes shopping every day.
- This is a small garden.
- Spring is coming.

	/ʃ/	/s/
1.		
2.		
3.		
4.		
5.		
6.		
7.		

7 Listen and practise reading the short poem. Pay attention to the sounds /ʃ/ and /s/.



Spring is coming!
Tet is coming!
She sells peach blossoms.
Her cheeks shine.
Her eyes smile.
Her smile is shy.
She sells peach blossoms.

A CLOSER LOOK 2

Grammar

should and *shouldn't*



1 Look at the pictures and complete the sentences with *should* or *shouldn't*.



1. Children _____ climb trees.



2. We _____ help old people.



3. Students _____ cheat at exams.



4. We _____ clean our house before Tet.

2 At the TV studio, Phong sees these signs. Complete the sentences with *should* or *shouldn't*.



1. You _____ keep quiet.



2. You _____ eat or drink.



3. You _____ knock before you enter.



4. You _____ run in the studio.

Remember!

We use _____ for things that are good to do.

We use _____ for things that are bad to do.



3 Now look at these Tet activities. Tick (✓) the activities children **should** do at Tet. Cross (X) the activities they **shouldn't**.



1. behave well



2. eat lots of sweets



3. plant trees



4. break things



5. go out with friends



6. make a wish



7. fight



8. play cards all night

Grammar

will and *won't* (*will not*)

1 Read Phong's letter to Tom.



Hi Tom,

How are you?

Tet is coming.

It's our New Year celebration.

Before Tet, my father will repaint our house. I will go shopping with Mum. We won't buy fireworks. We will buy red envelopes for lucky money and some new clothes. At Tet, we won't buy *banh chung*. I will help my parents cook *banh chung* in a very big pot. I can't wait!


I'll write again soon to tell you more!

Phong

2 Use the information from the letter and write full sentences in the two columns.

Will	Won't
<p>Example:</p> <p>My father will repaint our house.</p>	<p>Example:</p> <p>We won't buy <i>banh chung</i>.</p>

3 Phong is thinking about his Tet. Write sentences about what he **will** and **won't** do.



Watch out!

Don't use 'to' with *will* or *won't*.

Example:

Dad will to repaint the house. X

Dad will repaint the house. ✓



Example:

1. Phong will visit his relatives.

COMMUNICATION

1 Match the flags with the countries. Then match the countries with their nationalities.



1



4



6



2

Viet Nam, Holland, Japan, the USA, Scotland, Thailand, Korea, Australia



7



3



5



8

Japanese, American, Scottish, Vietnamese, Australian, Dutch, Thai, Korean

2 Game

Prepare pictures of flags. Walk around and meet people. Tell them where you are from. They will tell you your nationality.

Example:

A: Hi, I'm from England.

A: I'm from America.

B: You're English.

B: You're American.

3 People in different countries celebrate New Year differently. Match the four groups of people with the pictures.

The H'Mong, Viet Nam
The Scottish, Scotland

The Japanese, Japan
The Thai, Thailand



4 Read the four paragraphs below. Use the pictures in **3** to help you decide which group of people celebrates New Year that way.

	Japanese	Scottish	Thai	H'Mong	
	New Year				People
a.	On New Year's Eve, each family kills a rooster. They take some red feathers from the rooster and stick them to the drawings of the Sun in their house. This will start the New Year.				
b.	Their New Year is in April, the hottest time of the year. One tradition is to throw water over people. They believe that this activity will bring a lot of rain in the New Year.				
c.	At midnight on December 31, temples all over their country ring their bells 108 times. They believe that the ringing bells can remove their bad actions from the previous year.				
d.	To welcome the New Year, they clean their houses. The first footer is very important. They believe that the first footer on New Year's Day decides the family's luck for the rest of the year.				

5 Find and check the meaning of some new words as they are used in the text by matching them with the definitions.

text	word	definition
a	feathers	an adult male chicken
b	rooster	the covers of a rooster, chicken or bird
c	remove	the first person to enter your home after New Year's Eve
d	first footer	take away

6 Group work

Each student chooses two facts from the four paragraphs he/ she is most interested in. Write them down and take turns to read them aloud to his/ her group. The group decides which group of people he/ she is talking about.

SKILLS 1

Reading

1 Children in different countries are talking about their New Year. Read the passages.



Russ-theUSA

I often go to Times Square with my parents to welcome the New Year. When the clock strikes midnight, colorful fireworks light up the sky. Everybody around is cheering and singing happily. I love that moment so much.



Wu-China

I love the first day of the new year most. After getting up we dress beautifully and go to the main room. There my grandparents sit on a sofa. We bow and say our wishes to them. They will give us lucky money in red envelopes. After that, we go out and have a day full of fun, good food and laughter.



Mai-Viet Nam

I learnt some beliefs about Tet from my parents. At Tet people present rice to wish for enough food, red fruits for happiness. Dogs are lucky animals. Their barking sounds like 'gold'. But one shouldn't present a cat because its cry sounds like the Vietnamese word for poverty. Don't eat shrimps. They move backwards and you will not succeed in the new year.

2 Say who the following statements refer to. Number 1 is an example.

- A. Russ B. Wu C. Mai

Statements	Who
1. A dog is a good present.	C
2. The child welcomes the New Year at Times Square.	
3. The child gets lucky money.	
4. Giving rice is wishing for enough food.	
5. The child dresses beautifully.	
6. One shouldn't eat shrimps at the New Year festival.	

3 Test your memory! Tick (✓) the things which appear in the passages, and cross (X) the ones which don't.

a. lucky money

b. a day full of fun

c. a cat's cry

d. house decoration

e. fireworks

f. say wishes

g. cheering and singing

h. visit relatives

i. giving rice

j. Trafalgar Square

Speaking

4 The following practices and beliefs are from the passages in 1. Talk to your friends and say which one(s) you will do or won't do this New Year.

Examples:

- Go to Times Square to welcome the New Year.
→ I won't go to the Time Square to welcome the New Year.
- Have a time full of fun.
→ I will have a time full of fun.
- Get lucky money from your grandparents.
- Give your cousin a cat as a present.
- Eat shrimps.
- Cheer and sing when the clock strikes midnight.
- Dress beautifully.
- Watch fireworks.



5 Work in groups

Write two popular beliefs you know about the New Year and tell your partners.

Belief 1. _____

Belief 2. _____



6 Look at the list. Discuss with your friends what you should or shouldn't do at Tet.



play games all night	get up early	invite friends home
buy some salt	bring home a black cat	ask for lucky money
play music loud	break things	eat shrimps on New Year's Day

Example:

Student A: We should make a wish.

Student B: I agree. But we shouldn't get up early.

Student C: No, we shouldn't. We should invite friends home, shouldn't we?

Student D: Yes, I think we should.

SKILLS 2

Listening

1 Mai and her mother are going shopping for Tet. Listen and tick (✓) the things they will buy.

1. peach blossoms	<input type="checkbox"/>
2. banh chung	<input type="checkbox"/>
3. new clothes	<input type="checkbox"/>
4. a tie	<input type="checkbox"/>
5. sweets	<input type="checkbox"/>
6. fruit	<input type="checkbox"/>
7. chocolate biscuits	<input type="checkbox"/>

2 Listen again and write the names of the things they will buy for the people in column A.

A. People	B. Things
1. Mai and her brother	
2. Mai's dad	
3. Mai's grandparents	

Writing

3 Now write an e-mail to a friend about your Tet holiday. Include what you **will** and **won't** do. Also include things people **should** and **shouldn't** do. Use your notes from Speaking and the rest of the unit to help you.

To: mi@fastmail.com;

superphong@bamboo.com

Subject: Weekend away!

Dear _____,

I feel very _____. Our Tet holiday is coming.

This year I will _____

I won't _____

At Tet, people should _____

People shouldn't _____

Write soon,



LOOKING BACK

Vocabulary

1 Draw lines to match the actions on the left with the things on the right.

<ol style="list-style-type: none"> 1. go 2. buy 3. give 4. cook 5. visit 6. clean 7. grow 8. plant 9. make 10. hang 11. watch 12. break 	<ol style="list-style-type: none"> a. a wish b. fireworks c. special food d. lucky money e. a present f. the furniture g. trees h. flowers i. relatives j. to a pagoda k. the calendar l. things
---	--

2 Game: "About or Not about Tet?"

<p>About Tet</p> <hr/> <hr/> <hr/>	<p>Not about Tet</p> <hr/> <hr/> <hr/>
------------------------------------	--

Five volunteers stand in front of the class. They take turns to read aloud each phrase from the list. The quickest student with the right answer gets one point for one right answer. The student with the highest score wins.


Example:

Volunteer A:	play games
Student A:	about Tet
Volunteer B:	go swimming
Student B:	not about Tet

Grammar

3 Phong is visiting Thailand at their New Year Festival. Look at the list of what he will or will not do. Then write out complete sentences.

Will	Won't
travel by plane	stay at home
wear shorts and a T-shirt	eat <i>banh chung</i>
get wet	go to school
throw water at others	get lucky money
watch the elephants	wait for the first footer



Example:
 This year Phong will travel to Thailand.
 Phong won't eat *banh chung* in Thailand.

4 Tom is asking Phong what children in Viet Nam **should** or **shouldn't** do at Tet. Listen and fill in the summary with **should** or **shouldn't**.

Phong thinks that children in Viet nam (1) _____ visit their grandparents at Tet. They (2) _____ also wish them good health. To make their house beautiful they (3) _____ help decorate it with flowers and pictures. But children (4) _____ eat too much. They (5) _____ ask for lucky money, either. One more thing: they (6) _____ make a wish at Tet, too.



Communication

5 Rearrange the words in each sentence to make New Year wishes and greetings.

Example:

I/ good health and good luck/ wish/ you
I wish you good health and good luck.

- I/ a Happy New Year/ you/ wish/.
- Have/ with/ great year/ your studies/ a/!
- wish/ I/ in your career/ you/ success/.
- wish/ I/ a joyful/ year/ you/.

Finished! Now you can...

- use words and phrases for Tet (things and activities)
- use **will/ won't** for intentions
- use **should/ shouldn't** for advice
- ask and talk about Tet in Viet Nam



PROJECT I have a dream !

This New Year...



"Everybody will have enough food."

"I will have a sister."

Write down in big letters the three dreams you have for this New Year. Share them with your friends.

LANGUAGE

Pronunciation

1 Read these tongue twisters.

1. A cheap ship trip.
2. Mr Tongue Twister will list the best forests to visit.
3. We surely shall see the sun shine soon.

Vocabulary

2 Find in the box the opposites of the words. Write them in the spaces provided.

1. big _____
2. quiet _____
3. expensive _____
4. high _____
5. happy _____
6. cold _____
7. important _____
8. long _____
9. polluted _____
10. interesting _____

short
unimportant
noisy
cheap
marvelous
small boring
clean hot
sad low
exciting

3 Choose the correct word for each of the definitions.

1. An area of approximately square-shaped land in a city or a town, often including the buildings that surround it. **square/supermarket**
2. The first person visiting your house at Tet. **relative/first footer**
3. Water, especially from a river or stream, dropping from a higher to a lower point, sometimes from a great height. **waterfall/lake**
4. A building, or a room in a building, where you can buy goods or get services. **school/shop**
5. A building where objects of historical, scientific or artistic interest are kept. **theatre/museum**
6. An area, often covered with sand or rocks, where there is very little rain and not many plants. **desert/rocks**
7. To hope or express hope for another person's success or happiness or pleasure on a particular occasion. **wish/greet**
8. Children often receive it in red envelopes at Tet. **lucky money/new clothes**
9. A raised part of the Earth's surface, much larger than a hill. **forest/mountain**

4 Write the words in bold from 3 in the correct group.

1. Places in a village, city or town: _____
2. Natural wonders: _____
3. New Year festivals: _____

Grammar

5 Rewrite the sentences, using the comparative or superlative of the adjectives in 2 above, without changing the meaning.

1. Sweden is much colder than Viet Nam.
→ Viet Nam is _____.
2. The Andes is longer than all the other mountain ranges in the world.
→ The Andes is the _____.
3. A motorbike is often cheaper than a car.
→ A car is often _____.
4. Hoi An is quieter than Ho Chi Minh City.
→ Ho Chi Minh City is _____.
5. The air in the countryside is often cleaner than that in the city.
→ The air in the city is often _____.
6. Ba Be Lake is bigger than all the other natural lakes in Viet Nam.
→ Ba Be Lake is the _____.

6 These are some tips from CEOP, Child Exploitation and Online Protection Centre, a UK police agency (www.ceop.police.uk), about Internet safety. Choose **should** or **shouldn't** to complete the sentences.



When you're going online, creating your webpage, or chatting with someone on the Internet...

- You (1) *should/shouldn't* remember that people you don't know are strangers. You (2) *should/shouldn't* remember that not everyone is who they say they are.
- You (3) *should/shouldn't* keep your personal information private. You (4) *should/shouldn't* give away your secrets, like where you live or the school you go to...
- You (5) *should/shouldn't* be nice to each other online.
- If you feel worried about something happening online, you (6) *should/shouldn't* tell an adult you trust.

7 Complete the text with **will/won't**.

This year we (1. be) _____ at home for the New Year. It (2. be) _____ different! We (3. celebrate) _____ Tet in Singapore, where we (4. spend) _____ three days in the city and two days in Sentosa. Mum says we (5. visit) _____ Universal Studios, and have a Night Safari at the zoo. Do you know what it is? We (6. take) _____ a tram ride and see the tigers and lions right beside us! We (7. go) _____ to Chinatown to see how the Chinese there celebrate the New Year. We (8. cook) _____ *banh chung* this year - I (9. miss) _____ it, but I'm sure we (10. have) _____ lots of fun!

Everyday English

8 Choose the best replies for the questions.

1. What shall we do this afternoon?
2. It's your bicycle, isn't it?
3. They'll go abroad next year, won't they?
4. Shall we walk there?
5. Can you tell me the way to the library please?
 - a. Let's play football.
 - b. No, let's take the bus. It's coming.
 - c. No, it isn't. Mine is over there.
 - d. Certainly. Go straight, then turn left...
 - e. They're playing football outside.
 - f. Yes, they will.

SKILLS

Reading

1 Read the website about Singapore and find the names of:

1. a natural attraction
2. an ethnic quarter
3. a place to enjoy art collections
4. a place for the whole family to have fun



HOME TOURS HOTELS PROMOTION CONTACT

VISIT SINGAPORE!

A. Explore the rainforests or wander through the gardens and parks. Also, make a trip to the Zoo, Night Safari or Jurong Bird Park to see some of the world's most frightening and rarest species!

B. Go to the Art Retreat, NUS Museum and the Red Dot Design Museum to enjoy impressive art collections, some of which are among the best and finest from all over the world.

C. People say diversity doesn't get any wider than in Singapore. Feel culture around you in the ethnic quarters like Chinatown, Kampong Glam and Little India with all-year-round festivals and celebrations.

D. Families looking for exciting adventurous activities must come to Sentosa, where they can visit historical monuments, as well as world-class entertainment spots, including Resorts World Sentosa.

2 Read the website again. Match the paragraphs with four of the headings.

- a. Family
- b. Sports
- c. Culture
- d. Arts
- e. Nature
- f. Shopping

3 Answer the questions.

1. Where should you go in Singapore if you want to see the nature?
2. What is the special thing about Singapore's museums and galleries?
3. When do the festivals and celebrations in the ethnic quarters take place?
4. What can families do in Sentosa?

Speaking

4 Work in pairs. Ask your friend if she/he has a chance to go to Singapore, which place he/she wants to go to and why.

Listening

5 Listen to Mai's family talking to a travel agent about their trip to Singapore. When do they want to go there?

6 Listen again. Decide if these sentences are True (T) or False (F).

1. The family will spend a week in Singapore.
2. They will do a lot of shopping.
3. Bukit Timah is a natural attraction.
4. Mai and Bin searched for information about Singapore on the Internet.
5. They will see some celebrations in Chinatown.
6. They must book their air tickets early.

Writing

7 Write the contents of a website introducing the city/town where you live or the nearest city/town to where you live. Choose four of these headings to include in your writing:

- Culture: e.g. What are the typical festivals?
- Arts: e.g. Are there any museums or galleries?
- Nature: e.g. Are there any forests, mountains, or lakes?
- Sports: e.g. What are the most popular sports?
- Shopping: e.g. Where's a good place for shopping? What can people buy there?
- Family: e.g. Are there any activities for family?
- Hotels: e.g. What are some good hotels to stay in?

GLOSSARY

Abbreviations

adj : adjective
 adv : adverb
 con : conjunction
 n : noun
 pre : preposition
 pro : pronoun
 v : verb

active (adj)	/ 'æk.tɪv /	hăng hái, năng động	Unit 3
activity (n)	/ æk'tɪv.ɪ.ti /	hoạt động	Unit 1
air conditioner (n)	/ 'eə(r) kən'dɪʃ.ən.ər /	điều hòa nhiệt độ	Unit 2
Antarctica (n)	/ ænt'artɪkə /	Châu Nam cực	Unit 5
apartment (n)	/ ə'pɑ:t.mənt /	căn hộ	Unit 2
appearance (n)	/ ə'prɪ.rəns /	dáng vẻ, ngoại hình	Unit 3
apricot blossom (n)	/ 'eɪ.pɪ.kət 'blɒs.əm /	hoa mai	Unit 6
art (n)	/ ɑ:t /	nghệ thuật	Unit 1
art gallery (n)	/ 'ɑ:t 'gæl.ər.i /	phòng trưng bày các tác phẩm nghệ thuật	Unit 4
backpack (n)	/ 'bæk.pæk /	ba-lô	Unit 5
backyard (n)	/ ,bæk'jɑ:d /	sân phía sau nhà	Unit 4
barbecue (n)	/ 'bɑ:.bɪ.kju: /	món thịt nướng barbecue	Unit 3
bathroom (n)	/ 'bɑ:θ.rʊm /	phòng tắm	Unit 2
behind (pre)	/ bɪ'haɪnd /	ở phía sau, đằng sau	Unit 2
between (pre)	/ bɪ'twi:n /	ở giữa	Unit 2
boarding school (n)	/ 'bɔ:.dɪŋ sku:l /	trường nội trú	Unit 1
boat (n)	/ bəʊt /	con thuyền	Unit 5
boot (n)	/ bu:t /	giày ủng	Unit 5
boring (adj)	/ bɔ:.rɪŋ /	buồn tẻ	Unit 3
calendar (n)	/ 'kæl.ɪn.dər /	lịch	Unit 6
cathedral (n)	/ kə'ti:drəl /	nhà thờ lớn, thánh đường	Unit 4
cave (n)	/ keɪv /	hang động	Unit 5
celebrate (v)	/ 'sel.ɪ.breɪt /	kỉ niệm	Unit 6
chest of drawers (n)	/ tʃest əv 'drɔ:z /	ngăn kéo tủ	Unit 2
choir (n)	/ kwɪə(r) /	dàn đồng ca	Unit 3
clap (one's hands) (v)	/ klæp /	vỗ tay	Unit 3
classmate (n)	/ 'kla:s.meɪt /	bạn cùng lớp	Unit 1
compass (n)	/ 'kʌm.pəs /	com-pa	Unit 1
competition (n)	/ ,kɒm.pə'tɪʃ.ən /	cuộc đua, cuộc thi	Unit 3
confident (adj)	/ 'kɒn.fɪ.dənt /	tự tin, tin tưởng	Unit 3

convenient (adj)	/ kən'vi:ni.ənt /	thuận tiện, tiện lợi	Unit 4
cool down (v)	/ ku:l 'daʊn /	làm mát	Unit 6
crazy (adj)	/ 'kreɪ.zi /	kì dị, lạ thường	Unit 2
creative (adj)	/ kri'eɪ.tɪv /	sáng tạo	Unit 1
crowded (adj)	/ 'kraʊ.dɪd /	đông đúc	Unit 4
cuisine (n)	/ kwɪ'zi:n /	kỹ thuật nấu ăn, nghệ thuật ẩm thực	Unit 5
cupboard (n)	/ 'kʌb.əd /	tủ ly	Unit 2
curious (adj)	/ 'kjʊə.ri.əs /	tò mò, thích tìm hiểu	Unit 3
decorate (v)	/ 'dek.ə.reɪt /	trang hoàng	Unit 6
department store (n)	/ dɪ'pɑ:t.mənt stɔ:(r) /	cửa hàng bách hóa	Unit 2
desert (n)	/ 'dez.ət /	sa mạc	Unit 5
dishwasher (n)	/ 'dɪʃ,wɒʃ.ər /	máy rửa bát đĩa	Unit 2
dislike (v)	/ dɪ'slaɪk /	không thích, không ưa, ghét	Unit 4
diverse (adj)	/ daɪ'vɜ:s /	đa dạng	Unit 5
do the gardening	/ də ði: 'gɑ:dnɪŋ /	làm vườn	Unit 3
Dutch (n, adj)	/ dʌtʃ /	người/ tiếng Hà lan	Unit 6
empty out (v)	/ 'emp.ti aʊt /	đổ (rác)	Unit 6
equipment (n)	/ 'ɪkwɪp.mənt /	thiết bị	Unit 1
essential (adj)	/ 'ɪsen.ʃəl /	rất cần thiết	Unit 5
excited (adj)	/ ɪk'saɪ.tɪd /	phấn chấn, phấn khích	Unit 1
exciting (adj)	/ ɪk'saɪ.tɪŋ /	thú vị, lý thú, hứng thú	Unit 4
family gathering (n)	/ 'fæm.əl.i 'gæð.ər.ɪŋ /	sum họp gia đình	Unit 6
fantastic (adj)	/ fæn'tæs.tɪk /	tuyệt vời	Unit 4
feather (n)	/ 'feð.ər /	lông (gia cầm)	Unit 6
firefighter (n)	/ 'faɪə,faɪ.tər /	lính cứu hỏa	Unit 3
fireworks (n)	/ 'faɪə.wɜ:k /	pháo hoa	Unit 3
first-footer (n)	/ 'fɜ:st 'fʊt.ə(r) /	người xông nhà	Unit 6
forest (n)	/ 'fɒr.ɪst /	rừng	Unit 5
fridge (n)	/ frɪdʒ /	tủ lạnh	Unit 2
funny (adj)	/ 'fʌn.i /	buồn cười, thú vị	Unit 3
furniture (n)	/ 'fɜ:.ni.tʃə(r) /	đồ đạc trong nhà, đồ gỗ	Unit 2
generous (adj)	/ 'dʒen.ər.əs /	rộng rãi, hào phóng	Unit 3
get wet (v)	/ get wet /	bị ướt	Unit 6
greenhouse (n)	/ 'grɪn.haus /	nhà kính	Unit 1
hall (n)	/ hɔ:l /	phòng lớn	Unit 2
help (n, v)	/ help /	giúp đỡ, trợ giúp	Unit 1
historic (adj)	/ hɪ'stɒr.ɪk /	cổ, cổ kính	Unit 4
in front of (pre)	/ ɪn 'frʌnt əv /	ở phía trước, đằng trước	Unit 2
inconvenient (adj)	/ ,ɪn.kən'vi:ni.ənt /	bất tiện, phiền phức	Unit 4



Unit 4	incredibly (adv)	/ ɪn'kred.ɪ.bli /	đáng kinh ngạc, đến nỗi không ngờ	Unit 4
Unit 6				
Unit 2	international (adj)	/ ˌɪn.tə'næʃ.ən.əl /	quốc tế	Unit 1
Unit 1	interview (n, v)	/ ˈɪn.tə.vjuː /	phỏng vấn	Unit 1
Unit 4	island (n)	/ ˈaɪ.lənd /	hòn đảo	Unit 5
Unit 5	judo (n)	/ ˈdʒuː.dəʊ /	môn võ judo	Unit 1
Unit 2	kitchen (n)	/ ˈkɪtʃ.ən /	phòng bếp	Unit 2
Unit 3	knock (v)	/ nɒk /	gõ (cửa)	Unit 1
Unit 6	Korean (n, adj)	/ kə'riːən /	người/ tiếng Hàn Quốc/ Triều Tiên	Unit 6
Unit 2				
Unit 5	lake (n)	/ leɪk /	hồ nước	Unit 5
Unit 2	living room (n)	/ ˈlɪv.ɪŋ ru:m /	phòng khách	Unit 2
Unit 4	lucky money (n)	/ ˈlʌk.i ˈmʌn.i /	tiền lì xì	Unit 6
Unit 5	memorial (n)	/ mə'mɔː.ri.əl /	đài tưởng niệm	Unit 4
Unit 3	messy (adj)	/ ˈmes.i /	lộn xộn, bừa bộn	Unit 2
Unit 6	microwave (n)	/ ˈmaɪ.krə.weɪv /	lò vi sóng	Unit 2
Unit 6	modern (adj)	/ ˈmɒd.ən /	hiện đại	Unit 4
Unit 1	mountain (n)	/ ˈmaʊn.tɪn /	núi	Unit 5
Unit 5	move (v)	/ mu:v /	di chuyển, chuyển nhà	Unit 2
Unit 1	museum (n)	/ ˈmjuː.zi.əm /	viện bảo tàng	Unit 3
Unit 4	next to (pre)	/ nekst tuː /	ở cạnh	Unit 2
Unit 6	organise (v)	/ ˈɔː.gən.aɪz /	tổ chức	Unit 3
Unit 4	overseas (n., adv)	/ ˌəʊ.və'siːz /	(ở) nước ngoài	Unit 1
Unit 6	pagoda (n)	/ pə'gəʊ.də /	ngôi chùa	Unit 4
Unit 3	palace (n)	/ ˈpæl.ɪs /	cung điện, dinh, phủ	Unit 4
Unit 3	patient (adj)	/ ˈpeɪ.ʃənt /	điềm tĩnh	Unit 3
Unit 6	peaceful (adj)	/ ˈpiːs.fəl /	yên tĩnh, bình lặng	Unit 4
Unit 5	peach blossom (n)	/ pi:tʃ ˈblɒs.əm /	hoa đào	Unit 6
Unit 2	personality (n)	/ ˌpɜː.sənə'lɪ.ti /	tính cách, cá tính	Unit 3
Unit 3	plaster (n)	/ ˈplɑː.stə(r) /	băng dán	Unit 5
Unit 2	pocket money (n)	/ ˈpɒk.ɪt ˈmʌn.i /	tiền túi, tiền lẻ	Unit 1
Unit 3	poem (n)	/ ˈpəʊ.ɪm /	bài thơ	Unit 1
Unit 6	polluted (adj)	/ pə'ljuː.tɪd /	ô nhiễm	Unit 4
Unit 1	prepare (v)	/ prɪ'peə /	chuẩn bị	Unit 3
Unit 2	quiet (adj)	/ ˈkwaɪət /	yên lặng, êm ả	Unit 4
Unit 1	racing (n)	/ ˈreɪ.sɪŋ /	cuộc đua	Unit 3
Unit 4	railway station (n)	/ ˈreɪl.weɪ ˈsteɪ.ʃən /	ga tàu hỏa	Unit 4
Unit 2				
Unit 4	reliable (adj)	/ rɪ'laɪə.bəl /	đáng tin cậy	Unit 3

remember (v)	/ rɪ'mem.bə(r) /	nhớ, ghi nhớ	Unit 1
remove (v)	/ rɪ'mu:v /	rũ bỏ	Unit 6
rock (n)	/ rɒk /	hòn đá, phiến đá	Unit 5
rooster (n)	/ ruː.stər /	gà trống	Unit 6
rubbish (n)	/ ˈrʌb.ɪʃ /	rác	Unit 6
serious (adj)	/ ˈsɪə.ri.əs /	ngghiêm túc	Unit 3
share (n, v)	/ ʃeə(r) /	chia sẻ	Unit 1
shy (adj)	/ ʃaɪ /	bẽn lẽn, hay xấu hổ	Unit 3
smart (adj)	/ smɑ:t /	bảnh bao, sáng sủa	Unit 1
sofa (n)	/ ˈsəʊ.fə /	ghế sofa	Unit 2
sporty (adj)	/ ˈspɔː.ti /	đáng thể thao, khỏe mạnh	Unit 3
square (n)	/ skweə(r) /	quảng trường	Unit 4
statue (n)	/ ˈstætʃ.uː /	bức tượng	Unit 4
stilt house (n)	/ ˈstɪlt haʊs /	nhà sàn	Unit 2
suburb (n) (usually pl)	/ ˈsʌb.ɜːb /	khu vực ngoại ô	Unit 4
surround (v)	sə'raʊnd /	bao quanh	Unit 1
swimming pool (n)	/ ˈswɪmɪŋ puːl /	bể bơi	Unit 1
temple (n)	/ ˈtem.pl /	đền, điện, miếu	Unit 4
terrible (adj)	/ ˈter.ə.bəl /	tồi tệ	Unit 4
Thai (n)	/ taɪ /	người/ tiếng Thái	Unit 6
thrilling (adj)	/ ˈθrɪl.ɪŋ /	(gây) hồi hộp	Unit 5
torch (n)	/ tɔːtʃ /	đèn pin	Unit 5
travel agent's (n)	/ ˈtrævl'eɪ.dʒənt /	công ty du lịch	Unit 5
under (pre)	/ ˈʌn.də(r) /	ở bên dưới, phía dưới	Unit 2
valley (n)	/ ˈvæl.i /	thung lũng	Unit 5
volunteer (n)	/ ˌvɒl.ən'tɪər /	tình nguyện viên	Unit 3
wardrobe (n)	/ ˈwɔː.drəʊb /	tủ đựng quần áo	Unit 2
waterfall (n)	/ ˈwɔː.tə.fɔːl /	thác nước	Unit 5
windsurfing (n)	/ ˈwɪnd.sɜːfɪŋ /	môn thể thao lướt ván buồm	Unit 5
wish (n, v)	/ wɪʃ /	lời ước	Unit 6
wonder (n)	/ ˈwʌn.də(r) /	kì quan	Unit 5
workshop (n)	/ ˈwɜːk.ʃɒp /	phân xưởng (sản xuất, sửa chữa..)	Unit 4
zodiac (n)	/ ˈzəʊ.di.æk /	cung hoàng đạo	Unit 3

