

BỘ GIÁO DỤC VÀ ĐÀO TẠO

New Shop.vn

TIẾNG ANH

TẬP HAI

SÁCH HỌC SINH

4



NHÀ XUẤT BẢN GIÁO DỤC VIỆT NAM

macmillan
education

Lời nói đầu

Tiếng Anh 4, Tập Hai do Nhà xuất bản Giáo dục Việt Nam tổ chức biên soạn theo Chương trình thí điểm Tiếng Anh tiểu học do Bộ Giáo dục và Đào tạo ban hành, với sự hợp tác chặt chẽ về chuyên môn và kỹ thuật của Nhà xuất bản Macmillan (MPC). Sách được biên soạn theo đường hướng giao tiếp, giúp học sinh bước đầu hình thành và phát triển năng lực giao tiếp bằng tiếng Anh, thông qua bốn kỹ năng nghe, nói, đọc và viết, trong đó ưu tiên phát triển hai kỹ năng nghe và nói.

Tiếng Anh 4, Tập Hai xoay quanh hai chủ điểm giao tiếp gắn gũi với học sinh: *Me and My Family, Me and the World Around*. Mỗi chủ điểm được chia thành năm đơn vị bài học (Unit) tương ứng với năm chủ đề của chương trình. Sau năm đơn vị bài học là một bài ôn (Review) tập trung vào ôn tập và củng cố các kỹ năng giao tiếp (nghe, nói, đọc, viết) và kiến thức ngôn ngữ cơ bản (ngữ âm, từ vựng, ngữ pháp).

Tiếng Anh 4, Tập Hai được biên soạn dựa trên những cơ sở lý luận và thực tiễn của việc dạy và học tiếng Anh tiểu học ở Việt Nam, có tính đến tâm lý lứa tuổi và giao lưu quốc tế.

Các tác giả rất mong nhận được những ý kiến đóng góp của các nhà giáo, phụ huynh học sinh và đông đảo bạn đọc quan tâm để sách được hoàn thiện hơn.

Các tác giả

BOOK MAP

ME AND MY FAMILY			
Competences	Sentence Patterns	Vocabulary	Phonics
Unit 11 What time is it?		Page 6	
<ul style="list-style-type: none"> Asking and answering questions about time Asking and answering questions about daily routines 	<ul style="list-style-type: none"> What time is it? It's + (<i>time</i>). What time do you ...? I ... at + (<i>time</i>). 	time, get up, go to school, have (breakfast/lunch/dinner), go home, go to bed, TV, o'clock, a.m., p.m., in the morning/afternoon/evening, at noon	cook book noon school
Unit 12 What does your father do?		Page 12	
<ul style="list-style-type: none"> Asking and answering questions about someone's job Asking and answering questions about places to work 	<ul style="list-style-type: none"> What does your ... do? He/She's a ... Where does he/she work? He/She works in ... 	farmer, nurse, doctor, driver, worker, student, clerk, hospital, field, factory, office	field piece teacher reading
Unit 13 Would you like some milk?		Page 18	
<ul style="list-style-type: none"> Asking and answering questions about favourite food and drink Offering someone food or drink and accepting/declining someone's offer 	<ul style="list-style-type: none"> What's your favourite food/drink? It's ... Would you like some ...? Yes, please./No, thanks. 	chicken, beef, fish, pork, rice, noodles, bread, vegetables, milk, orange juice, water, lemonade	beef leaf fish dish
Unit 14 What does he look like?		Page 24	
<ul style="list-style-type: none"> Asking and answering questions about someone's physical appearance Making comparisons 	<ul style="list-style-type: none"> What does he/she look like? He's/She's ... Who's + (<i>comparative</i>)? ... is + (<i>comparative</i>). 	old, young, big, small, slim, strong, tall, short, thick, thin, <i>comparatives</i>	this that thin thick
Unit 15 When's Children's Day?		Page 30	
<ul style="list-style-type: none"> Asking and answering questions about when a festival is Asking and answering questions about what people do at a festival 	<ul style="list-style-type: none"> When is + (<i>festival</i>)? It's on the ... What do you do at/on + (<i>festival</i>)? I ... 	Tet, New Year, Children's Day, Teachers' Day, Christmas, festival, wear, decorate, lucky money, <i>banh chung</i> , firework display, grandparents	clothes close flowers floor
Review 3		Page 36	

ME AND THE WORLD AROUND

Competences	Sentence Patterns	Vocabulary	Phonics
Unit 16 Let's go to the bookshop		Page 40	
<ul style="list-style-type: none"> Making and responding to suggestions to go somewhere Asking for and giving reasons for going somewhere 	<ul style="list-style-type: none"> Let's go to the ... Great idea!/Sorry, I'm busy. Why do you want to go to the ...? Because I want to ... 	sweet, chocolate, medicine, pharmacy, bakery, swimming pool, bookshop, sweet shop, supermarket, cinema, buy, film, hungry, busy	book book shop ba ke ry su per mar ket
Unit 17 How much is the T-shirt?		Page 46	
<ul style="list-style-type: none"> Asking and answering questions about prices of clothes (singular) Asking and answering questions about prices of clothes (plural) 	<ul style="list-style-type: none"> How much is the ...? It's ... How much are the ...? They're ... 	how much, dong, scarf, blouse, jacket, skirt, jumper, jeans, shoes, trousers, sandals	'sandals 'trousers 'jumper 'jacket
Unit 18 What's your phone number?		Page 52	
<ul style="list-style-type: none"> Asking and answering questions about phone numbers Accepting and declining an invitation 	<ul style="list-style-type: none"> What's your phone number? It's ... Would you like to ...? I'd love to./ Sorry, I can't. 	phone number, mobile phone, go for a picnic, go for a walk, go fishing, go skating, free	re'peat en'joy in'vite com'plete
Unit 19 What animal do you want to see?		Page 58	
<ul style="list-style-type: none"> Asking and answering questions about someone's desire Expressing reasons 	<ul style="list-style-type: none"> What animal do you want to see? I want to see ... I like ... because .../I don't like ... because ... 	zoo, animal, kangaroo, crocodile, elephant, tiger, monkey, zebra, bear, funny, scary, big, fast, beautiful, friendly, want	'crocodile 'elephant 'wonderful 'beautiful
Unit 20 What are you going to do this summer?		Page 64	
<ul style="list-style-type: none"> Asking and answering questions about where someone plans to go Asking and answering questions about what someone plans to do 	<ul style="list-style-type: none"> Where are you going this summer? I'm going to ... What are you going to do? I'm going to ... 	summer, summer holidays, sea, hotel, sandcastle, seafood, delicious, stay, build, go on a boat cruise	de'licious e'normous No'vember De'cember
Review 4		Page 70	
Glossary		Page 74	

Lesson 1

1 Look, listen and repeat. 🗣️ 👂 🎧



2 Point and say. 🗣️ 🗓️



seven



seven fifteen



seven twenty-five














seven thirty





seven forty-five


Work in pairs. Ask your partners what time it is. 🗣️ 🗓️

3 Listen and tick.  

1.		a <input type="checkbox"/>		b <input type="checkbox"/>		c <input type="checkbox"/>
2.		a <input type="checkbox"/>		b <input type="checkbox"/>		c <input type="checkbox"/>
3.		a <input type="checkbox"/>		b <input type="checkbox"/>		c <input type="checkbox"/>

4 Look and write.  

	
1. What time is it? <i>It's four o'clock.</i>	2. What time is it? _____.
	
3. What time is it? _____.	4. What time is it? _____.

5 Let's sing. 

What time is it?

		
What time is it? It's six o'clock. It's time to get up.	What time is it? It's six fifteen. It's time for breakfast.	What time is it? It's six forty-five. It's time for school.

Lesson 2

1 Look, listen and repeat.



2 Point and say.


What time do you _____ ?




3 Let's talk.

- What time is it?
- What time do you _____ ?

4 Listen and draw the time.  




5 Draw and write the time. 



1. What time do you get up?

2. What time do you go to school?

I get up at _____.



3. What time do you have dinner?

4. What time do you go to bed?

_____.

_____.

6 Let's play. 

Pass the secret!



Lesson 3

1 Listen and repeat. 🎧 🗣️

oo

cook

My mother **cooks** at six o'clock.

book

Your **book** is on the table.

noon

I play football at **noon**.

school

They have lunch at **school**.

2 Listen and write. Then say aloud. 🎧 🗣️ 😊

1. Look! The _____ is red.
2. They usually read books at _____.
3. My big brother can _____.
4. The children usually play football at _____.

3 Let's chant. 🗣️

What time do you go to school?

What time do you go to school?
Seven o'clock in the morning
Seven o'clock in the morning
Is time for school.



What time do you have dinner?
Six o'clock in the evening
Six o'clock in the evening
Is time for dinner.



4 Read and complete. 

Phong studies at Nguyen Du Primary School. Every day he gets up at 6.30. He goes to school at 7 a.m. School starts at 7.30 a.m. and finishes at 4.30 p.m. He goes home at 5 o'clock. He has dinner at 7.15 in the evening. Then he does his homework or listens to music. He goes to bed at 9.45.

1. Phong goes to school at _____.
2. He goes home at _____.
3. He _____ at 7.15.
4. He _____ at 9.45.



5 Let's write. 



Linda gets up at six o'clock. She _____.

She _____ . She _____.

And she _____.

6 Project 

Complete your daily routine. Then tell the class about it.

Activity		Time
In the morning	• _____ • _____	_____
In the afternoon	• _____ • _____	_____
In the evening	• _____ • _____	_____



a.m. = time between midnight and noon p.m. = time between noon and midnight

Lesson 1

1 Look, listen and repeat. 🧐 🗣️ 🗣️

a Class, get into pairs, please! Interview your partner about the jobs of his or her family members.



b What does your father do, Mai?
He's a teacher.

c And what about your mother?
She's a nurse.

d What does your sister do?
She's a student.

2 Point and say. 🗣️ 🗣️

What does your _____ do?
He's/She's _____.



Work in pairs. Ask your partners about the jobs of their family members. 🗣️

3 Listen and tick.  





Father

Mother

Brother

Sister

4 Look and write.  



1. This is a photo of my _____.



2. My grandpa is a _____.



3. My grandma _____.




4. My father _____.



5. My mother _____.



6. I am _____.

5 Let's sing. 

My family



This is a picture of my family.

This is my grandpa. He's a driver.




This is my grandma. She's a factory worker.



This is my father. He's a farmer.

This is my mother. She's a nurse.

And this is me. I am a pupil.




Lesson 2


1 Look, listen and repeat.   





2 Point and say.  

Where does a _____ work?



3 Let's talk. 

- What does your father/mother/grandpa/grandma/brother/sister do?
- Where does he/she work?

4 Listen and number.  



a





b



c



d

5 Look and write.  

1. This is Ann's mother.

She is _____.

She works _____.




2. This is Ann's father.

He is _____.

He works _____.



6 Let's play. 



Lesson 3

1 Listen and repeat.

ie **field** My grandpa works in a **field**.

piece I want a **piece** of chocolate.

ea **teacher** My mother is a **teacher**.

reading She's **reading** a book now.

2 Listen and circle. Then say sentences with the circled words.

1. a. field b. piece

2. a. teaching b. reading

3 Let's chant.



Jobs and places of work

What does your father do? He's a farmer.

Where does he work? In a field.

What does your mother do? She's a teacher.

Where does she work? In a school.

What does your sister do? She's a worker.

Where does she work? In a factory.

What does your brother do? He's a clerk.

Where does he work? In an office.





4 Read and complete.  

Report

This is the report of my interview with Phong. His father is a teacher. He works in Le Hong Phong Primary School. His mother is a nurse. She works in Thanh Nhan Hospital. Phong has a brother but he doesn't have a sister. His brother is a worker in a car factory. And as you know, Phong is a pupil in Class 4A. Thank you for reading.

	Job	Place of work
Father		
Mother		
Brother		

5 Write about the jobs of your family members and where they work. 



There are _____ people in my family.

My father _____

My mother _____

My brother/sister _____

And I am _____

6 Project 

Interview two classmates about their parents' jobs. Tell the class about them.

1. Interviewee's name: _____

2. Interviewee's name: _____

	Job	Place of work
Father		
Mother		

	Job	Place of work
Father		
Mother		

Lesson 1

1 Look, listen and repeat. 🗣️ 👂 🗣️

a What's your favourite food?

Drink
Orange juice
Lemonade
Milk
Water

Food
Chicken
Fish
Rice
Bread

b How about you, Tom?
Menu I like chicken.

c What's your favourite drink, Mai?
It's orange juice.

d Do you like orange juice?
No, I don't. I like milk.

2 Point and say. 🗣️ 👂



What's your favourite _____ ?



It's _____.



Work in pairs. Ask your partners about their favourite food and drink. 🗣️ 👂

3 Listen and tick.  

1. What's his favourite food?





2. What's his favourite drink?



3. What is her favourite food and drink?



4 Look and write.  

A: What's his favourite food?

B: _____



A: What's her favourite drink?

B: _____



A: What's his favourite food and drink?

B: _____



5 Let's sing. 



My favourite food and drink

What's your favourite food? What's your favourite food?

Hey ho, hey ho, my favourite food is beef.

What's your favourite drink? What's your favourite drink?


Hey ho, hey ho, my favourite drink is milk.



Beef and milk, beef and milk.

Hey ho, hey ho, they're my favourite food and drink.



Lesson 2


1 Look, listen and repeat.   





2 Point and say.  

Would you like some _____?



3 Let's talk. 

- What's your favourite food/drink?
- Would you like some _____?

4 Listen and number.  



a





b










c




d


5 Look and write.  

Menu

Drink	Food
<p>Orange juice </p> <p>1 _____ </p> <p>2 _____ </p> <p>3 _____ </p>	<p>Chicken </p> <p>4 _____ </p> <p>5 _____ </p> <p>6 _____ </p>

6 Let's play. 

Food or drink?



Lesson 3

1 Listen and repeat.

f **beef** My favourite food is beef.

leaf The leaf is yellow.

sh **fish** Would you like some fish?

dish That's a big dish of fish.

2 Listen and tick. Then write and say aloud.

1. My favourite food is _____. a. fish b. beef

2. Would you like some _____? a. fish b. beef

3. What colour is this _____, Mummy? a. leaf b. dish

4. She likes this _____ very much. a. leaf b. dish

3 Let's chant.

Would you like some fish?

Would you like some fish?

Yes, please. I love fish.

It's my favourite food.

Would you like some milk?

Yes, please. I love milk.

It's my favourite drink.



4

Read and complete.



Hi. My name is Linda.
 I like beef. It is my favourite
 food. My favourite drink
 is orange juice. I don't like
 vegetables. My younger
 brother Peter doesn't like
 beef. He loves chicken. It is
 his favourite food. He loves
 lemonade too. Lemonade
 is his favourite drink. He
 drinks it every day.



Favourite food	Favourite drink
<i>beef</i>	

5

Write about your favourite food and drink.



My name is _____.

I love _____ . It's _____

_____ food. I like _____.

It's _____ drink.

6

Project



Interview your classmates about their favourite food and drink. Then report the results to the class.

Name	Favourite food	Favourite drink
1. <i>Thu Huong</i>	<i>chicken</i>	<i>milk</i>
2.		
3.		
4.		

Lesson 1

1 Look, listen and repeat. 🧐 🗣️ 🎧



2 Point and say. 🗣️ 🗣️



Work in pairs. Ask your partners about their family members. 🗣️

3 Listen and tick.  

1. 

a

b


c

2. 

a

b



c

3. 

a

b

c

4 Look and write.  



1. A: What does he look like?
B: _____.




2. A: What does she look like?
B: _____.



3. A: What do they look like?
B: _____.



4. A: What do they look like?
B: _____.

5 Let's play. 

Find someone who ...



Lesson 2

1 Look, listen and repeat. 🧐 🎧 🍌

a

This is my father.
He's tall.

b

And this is my elder brother.
Oh, he's tall, too.

c

Who's taller?
My brother is.
My brother's taller than my father.

2 Point and say. 📖 🗣️

Who's _____ ?

_____ is _____.

a

tall – taller
short – shorter

b

big – bigger
small – smaller



c

old – older
young – younger



3 Let's talk. 🗣️

Talk about your classmates.

- What does he/she look like?
- Who's taller/shorter/older...?

4 Listen and circle.  

1. Nam is _____ than his sister. a. taller b. slimmer
2. His sister is _____ than his mother. a. slimmer b. smaller
3. His mother is _____ than his father. a. shorter b. younger
4. His father is _____ than his mother. a. older b. taller

5 Look and write.  



1. A: Who's slimmer, the father or the brother?
- B: _____
than _____.




2. A: Who's shorter, the father or the mother?
- B: _____
than _____.



3. A: Who's older, the brother or the sister?
- B: _____
than _____.



4. A: Who's stronger, the father or the brother?
- B: _____
than _____.

6 Let's sing. 

What do they look like?

What does your mother look like?
She's tall.
She's taller than me.
What does your father look like?
He's slim.
He's slimmer than me.



Lesson 3

1 Listen and repeat. 🎧 🗣️

th	this	This is my mother.
	that	That is my father.
	thin	The book is thin .
	thick	The dictionary is thick .

2 Listen and tick. Then write and say aloud. 🎧 ✅ ✍️ 😊

1. My brother is _____. a. thin b. there
2. My sister is _____. a. there b. three
3. _____ books are on the table. a. Their b. The
4. Their books are _____. a. thin b. thick



3 Let's chant. 🎵

This is my family

This is my mother.
And this is my father.
What do they look like?
They're young and strong.

That's my grandfather.
And that's my grandmother.
What do they look like?
They're old, and strong too.



4 Read and write.  

Dear Jane,
My name's Marie. I'm nine years old and I live in Can Tho. There are four people in my family: my father, my mother, my brother and me. My father's 34 years old. He's a teacher, and he's tall and slim. My mother's 31 years old. She's a doctor. I think she's very beautiful! My brother and I are pupils at Hoa Sen Primary School. I'm older than my brother but he's taller than me.
Best wishes,
Marie

- 1. What does Marie's father do?
_____.
- 2. What does her father look like?
_____.
- 3. What does her mother look like?
_____.
- 4. Who is younger, Marie or her brother?
_____.
- 5. Who is shorter, Marie or her brother?
_____.

5 Write. 

Dear _____,

My name's _____. I'm _____ years old.

There are _____ people in my family.

My father's _____.

My mother's _____.

Best wishes,

6 Project 

Bring a photo of your family. Describe your family members to the class.

Unit 15 When's Children's Day?

Lesson 1

1 Look, listen and repeat. 🧐 🧑 🧒

a Hi, Mai. You look very smart today!
Yes, because we're having a party.

b What party is it?
It's a party for Children's Day.

c When is it?
It's on the first of June.

d Come and join us.
Yes! Thank you.



2 Point and say. 🚩 🗣️

When is _____ ?





Work in pairs. Ask your partners about holidays and festivals in Viet Nam and other countries. 🗣️

3 Listen and tick.  

1.  a  b  c


2.  a  b  c

3.  a  b  c

4 Look and write.  

- When is Christmas?
It's on _____.
- When is Teachers' Day?
It's on _____.
- When is Children's Day?
It's on _____.



5 Let's sing. 

Happy New Year!

Happy, Happy New Year!
Happy, Happy New Year!
Time for hope and time for cheer.
Happy, Happy New Year!

Happy, Happy New Year!
Happy, Happy New Year!
A song of joy for all to hear.
A new year comes! We say, hooray!
Happy New Year!



Lesson 2

1 Look, listen and repeat. 🧐 👂 🗣️

a What are you doing, Mai?
I'm decorating my house. It's Tet soon.

b What do you do at Tet?
I wear nice clothes.

c What else?
I eat a lot of *banh chung*.

d I get lucky money from my parents. Oh, I like Tet!


2 Point and say. 🗣️ 🧐

What do you do at Tet?



3 Let's talk. 🗣️

- When is ...?
- What do you do at/on ...?

4 Listen and circle.  

What do they do at Tet?

1. Phong _____.
 a. buys flowers
 b. decorates the house
2. His parents _____.
 a. go shopping
 b. make *banh chung*
3. His sister _____.
 a. wears new clothes
 b. gets lucky money
4. Phong and his sister _____.
 a. watch firework displays
 b. visit teachers

5 Look and write.  

What do they do at Tet?



1. Mai and her mother
 _____.



2. Phong and his father
 _____.



3. Nam and his family
 _____.



4. Hoa and her brother
 _____.

6 Let's play. 

Match the phrases to make sentences. Tell your partners about them.

Physical line-up

... get presents.

At Tet, we ...

... have a party.

For Children's Day, we ...

... give flowers.

For Teachers' Day, we ...

1 Listen and repeat.

cl

clothes

She wears new clothes at Tet.

close

Close the door, please.

fl

flowers

My mother buys lots of flowers for Tet.

floor

I clean the floor in the afternoon.

2 Listen and write. Then say aloud.

1. We give our teachers lots of _____ on Teachers' Day.

2. _____ the door, please.

3. The _____ are beautiful.

4. She's cleaning the _____ now.


3 Let's chant.

What do you do at Tet?

We buy flowers
And decorate the house.
We clean the floor
And we wear new clothes.

We go out
And run along the street.
We see our family
And all our friends.




4 Read and write. 



Hello. I'm Mai. It's Tet soon. I have a lot of fun with my family. Before Tet, we go to the market and buy many flowers. We decorate our house and make *banh chung*. We have a big party and watch the firework displays. During Tet, we visit our grandparents, teachers and friends. We love Tet very much.



1. It's _____ soon.
2. Mai's family go to the market and buy many _____.
3. They decorate _____ and make _____.
4. They watch _____.
5. They visit _____, _____ and _____.

5 Write about your Tet. 

Before Tet, I _____

During Tet, I _____


6 Project 

Make a greeting card for Tet. Then write wishes to your friend.

To: _____

Wishes: _____

From: _____




1 Listen and number.



2 Read and complete.

orange juice drinking seven thirty family

It is five (1) _____ now. Hoa's family is already awake. The (2) _____ is at the dining table now. Hoa and her father like eating eggs and bread, and (3) _____ tea for breakfast. Her mother likes eating *banh chung* and meat, and drinking (4) _____. They are ready to leave for work at (5) _____ o'clock.

3 Read and match. 

1. What time do you get up every morning?

2. What does your mother do?

3. Would you like some orange juice?

4. When is Teachers' Day?

5. What does your brother look like?


a. He's tall and thin.

b. It's on the twentieth of November.

c. She's a nurse.

d. Yes, please.

e. Six or six thirty.

4 Look and write. 



1. It is _____
in the morning.




2. He is a _____.



3. _____
is fun for many children.




4. _____
is a good drink for us.

5 Write about your father or mother. 

My father/mother is Mr/Mrs _____ . He/She is _____
years old. He/She is a _____ and works in _____ .
He/She likes _____ for breakfast
and _____ for dinner.

Short story Cat and Mouse 3

1 Read and listen to the story. Then fill the gaps. 🐱 🐭 🎧



What do you do, Mary?


I'm a student
in New York.

What do your parents do?




My mother is a cook.
She _____ in a school.

And what about your dad?



He's a musician. He _____
in a band.

What do they look like?




My mum is very tall.

Really? A tall mouse?

Well, she's _____ than
me and my dad!

Today is Labor Day in America.



SEPTEMBER

3

MONDAY

Really? What do people
_____ on Labor Day?



They go to the _____!

2 Number the sentences. 🎨

Mimi: What do you do in America, Mary?

1

Mary: My mum works in a school.

Mimi: What do your parents do?

Mary: I'm a student.

Mary: He plays in a band.

8

Mimi: What about your dad?

Mary: My mum is a cook and my dad is a musician.

Mimi: Where do they work?

3 Work in pairs. Complete the conversation with information about you. 🎨

A: Where do you live?

B: _____ . Where do you live?

A: _____ . What does your mum do?

B: _____ . What does your mum do?

A: _____ . What about your dad?

B: _____ . What about your dad?

A: _____ .



4 Find words in the story to complete the sentences. 🎨

1. My mum is a very good _____. She likes making cakes.

2. On sunny days, we go to the _____.


3. Her dad is _____ than her mum.

4. He's a very good _____. He plays the piano.

Unit 16 Let's go to the bookshop

Lesson 1

1 Look, listen and repeat. 🧐 🎧 🗣️



2 Point and say. 🚩 🗣️

Let's go to the _____.
I want to _____.

Great idea!



Work in pairs. Suggest some places to go and say why. 🗣️

3 Listen and tick.  

1. Where do Phong and Linda go?



a



b

2. What do they want?



a



b

3. Where do Mai and Tony go?



a



b



4. What do they want?



a



b

4 Look and write.  



1. Let's go to the bookshop.

I want to buy some books.



2. Let's go _____.

I want to _____.




3. Let's go _____.


I want to _____.



4. Let's go _____.

I want to _____.

5 Let's sing. 



Let's go ...



Let's go to the bookshop.
I want to buy some books.

Let's go to the cinema.
I want to see a film.

Let's go to the zoo.
I want to see the animals.

Lesson 2

1 Look, listen and repeat. 🧐 🗣️ 🎧




2 Point and say. 📖 🗣️

Why do you want to go to the _____ ?




Because _____.



3 Let's talk. 🗣️

- Let's go to the _____.
- Why do you want to go to the _____ ?

4 Listen and circle.  

1. Mai wants to go to the _____.
 a. zoo b. sweet shop c. bookshop
2. Tony wants to go to the _____.
 a. bakery b. pharmacy c. cinema
3. Phong wants to buy some _____.
 a. books b. pens c. rulers
4. Tom wants to buy some _____.
 a. sweets b. chocolate c. bread

5 Look and write.  

1. Why does he want to go to the supermarket?
 Because he wants to buy some cakes and sweets.



2. Why does she want to go to the bookshop?
 Because _____.



3. Why do they want to go to the gym?
 Because _____.



6 Let's play. 

Let's go to the bookshop.

Where and why



Why do you want to go to the bookshop?

Lesson 3

1 Listen and repeat.

book

I want to buy a book.

book|shop

Let's go to the book|shop.

ba|ke|ry

The bread in this ba|ke|ry is delicious.

su|per|mar|ket

Let's go to the su|per|mar|ket.

2 Listen, circle and write. Then say aloud.

1. Let's go to the _____.

a. bookshop

b. supermarket

2. I want to buy a _____.

a. ruler

b. book

3. There is a _____ near my home.

a. bakery

b. supermarket

4. Her sister works in a _____.

a. pharmacy

b. supermarket

3 Let's chant.

Why do you want to ...?



Let's go to the bookshop.
Why do you want to go there?
Because I want some rulers.



Let's go to the bakery.
Why do you want to go there?
Because I'm hungry.

4 Read and number. 🤔 📖

It is Sunday today. Phong and Mai go to many places. First, they go to the bookshop because Mai wants to buy some books and pens. Then they go to the pharmacy because Phong wants to buy some medicine. After that, they go to the zoo because they want to see the animals. Finally, they go to the bakery. They want to buy something to eat because they are hungry.



a



b



c



d

5 Look and write. 🤔 📖

1. I want to go to the zoo
because I want to see the animals.



2. Tony wants to go to the _____
because _____.



3. Linda wants to go to the _____
because _____.



4. Phong and Nam want to go to the _____
because _____.



6 Project 🦁

Interview three classmates. Ask them where they want to go on Sunday and why they want to go there. Then report the results to the class.

	Name	Where	Why
1			
2			
3			

Unit 17 How much is the T-shirt?

Lesson 1

1 Look, listen and repeat. 🗣️ 👂 🗣️

a Oh, your T-shirt is very nice!
Thank you.

b I want a T-shirt like that.
You can buy it in the supermarket.

c Excuse me. Can I have a look at that T-shirt?
Sure. Here you are.

d How much is it?
It's 50,000 dong.

2 Point and say. 🗣️ 🗣️

How much is the _____ ?

It's _____.

a scarf/ 10,000 dong

b blouse/ 70,000 dong

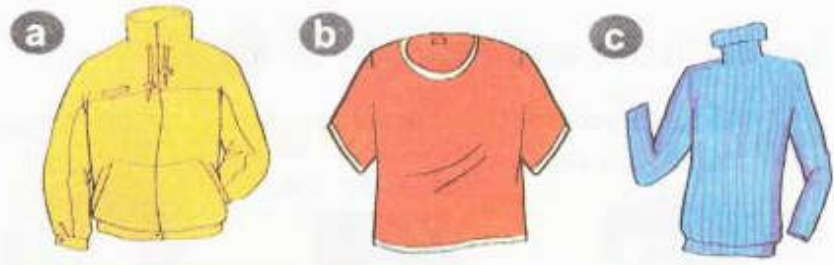
c jacket/ 70,000 dong

d skirt/ 60,000 dong

e jumper/ 80,000 dong

Work in pairs. Ask your partners the prices of the clothes above. 🗣️

3 Listen and tick.  



1. 60,000 dong	<input type="checkbox"/>	<input type="checkbox"/>	<input type="checkbox"/>
2. 40,000 dong	<input type="checkbox"/>	<input type="checkbox"/>	<input type="checkbox"/>
3. 50,000 dong	<input type="checkbox"/>	<input type="checkbox"/>	<input type="checkbox"/>

4 Look and write.  

On Sale!



1. The orange T-shirt is thirty thousand dong.



2. The _____ is _____.



3. The _____ is _____.




4. The _____ is _____.




5. The _____ is _____.

5 Let's play. 


Polmanism



1 Look, listen and repeat.



2 Point and say.

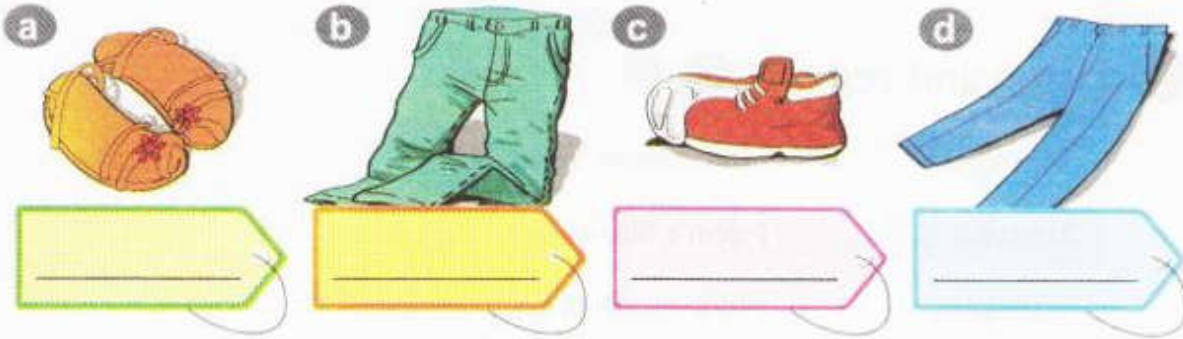


3 Let's talk.


Ask and answer questions about clothes.

- How much is that _____?
- How much are those _____?

4 Listen and write the prices. 🐼 🐼



5 Look and write. 🐼 🐼



1. The pair of yellow trousers is ninety-five thousand dong.



2. The pair of _____ is _____.



3. _____



4. _____

6 Let's sing. 🎤



Buying clothes

How much is the jumper? La la la!
 It's fifty thousand dong.
 How much is the jacket? La la la!
 It's sixty thousand dong.
 I like these blue jeans.
 How much are they, please?
 And how much are those lovely purple trousers?



Lesson 3

1 Listen and repeat. 🎧 🗣️

'sandals

I like these 'sandals.

'trousers

I don't like those 'trousers.

'jumper

How much is that 'jumper?

'jacket

The 'jacket is fifty-three thousand dong.

2 Look at the sentences and the stress marks ('). Then listen and say the sentences aloud. 🎧 🗣️ 💬

1. How much is this 'jacket?
2. The yellow 'jumper is very nice.
3. How much are these brown 'trousers?
4. The 'sandals are one hundred thousand dong.

3 Let's chant. 🎤

How much is/are ...?



How much is this cap? It's 30,000 dong.

How much is this blouse? It's 20,000 dong.

How much is this jumper? It's 50,000 dong.

How much is this jacket? It's 75,000 dong.




How much are these jeans? They're 99,000 dong.

How much are these shoes? They're 90,000 dong.

How much are these sandals? They're 40,000 dong.

How much are these trousers? They're 65,000 dong.




4 Read and complete. 🧐 🧑

My name is Mai. I am a primary pupil. On hot days at school, I wear a blouse, a short skirt, a red scarf and a pair of sandals. On cold days, I wear a jacket over a jumper, a long skirt, a red scarf and a pair of socks and shoes. At home, I wear different things. On hot days, I wear a blouse, a pair of shorts and a pair of slippers. On cold days, I wear a jumper, a pair of trousers and a pair of socks and slippers.

	At school	At home
On hot days	a blouse, _____	_____
On cold days	a jacket, _____	_____

5 Draw three clothing items and write their prices. 🧐



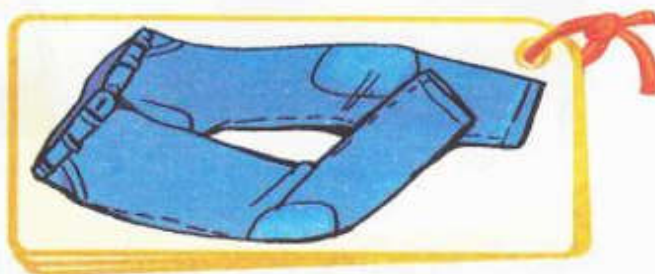
The _____ is/are _____.

The _____ is/are _____.

The _____ is/are _____.

6 Project 🎨

Make four flashcards of clothes. Draw a picture of a clothing item on one side of the card and write the word for it on the other side. Then practise with your partners.



Lesson 1

1 Look, listen and repeat. 🧐 🗣️ 🗣️

a Wow! You have a mobile phone.
Yes, I do.

b It's very nice!
Yes, it is.

c It's a birthday present from my father.
That's great!

d What's your phone number?
It's 0912 158 657.

2 Point and say. 🗣️ 🗣️

What's _____'s phone number?

It's _____.

a 099 207 4511
Lily

b 0815 099 985
John

c 0985 343 399
Sally

d 0912 144 655
Sam

Work in pairs. Ask your partners' phone numbers. 🗣️

3 Listen and tick.  

1. What's Tom's phone number?





2. What's Mai's phone number?



3. What's Mr Loc's phone number?



4 Look and write.  


1. What's Joe's phone number?

It's oh-nine-seven-six, two-nine-one,
one-nine-six

2. What's Ann's phone number?

3. What's Ben's phone number?



5 Let's sing. 



What's your phone number?




What's your phone number? What's your phone number?
It's oh-nine-nine-two, three-four-five, eight-nine-six.
What's your phone number? What's your phone number?
Oh-nine-nine-two, three-four-five, eight-nine-six.
Hey ho, hey ho, it's my phone number.

Lesson 2

1 Look, listen and repeat. 🗣️ 🎧 📞



2 Point and say. 📖 🗣️



3 Let's talk. 😊

- Hello. May I speak to _____, please?
- Would you like to _____ ?
- What's your phone number?

4 Listen and circle.  

1. Mai wants to go for a _____. a. picnic b. walk
 2. Phong wants to go _____. a. fishing b. skating
 3. Linda's phone number is _____. a. 0999 291 196 b. 0999 291 195
 4. Nam's phone number is _____. a. 0438 456 339 b. 0463 393 845


5 Look and write.  




1. A: Would you like _____?
 _____?
 B: Sorry, I can't.
2. A: _____?
 _____?
 B: I'd love to.



3. A: What's _____?
 B: It's 0985 097 099.
4. A: Hello. _____
 Amy, please?
 B: Speaking.

6 Let's play. 



Find the phone numbers

0 9 8 5 0 6 7 2 7 9

Lesson 3

1 Listen and repeat. 🎧 🍌

re'peat

Can you re'peat that?

en'joy

She en'joys the party.

in'vite

They in'vite me to go for a picnic.

com'plete

We have to com'plete the sentences.


2 Listen and circle. Then say the sentences aloud. 🎧 🍌 😊



1. I _____ my English lesson.
a. enjoy b. invite
2. I want to _____ some friends to my party.
a. begin b. invite
3. They _____ playing badminton.
a. repeat b. enjoy
4. Now _____ the sentence with these words.
a. complete b. repeat

3 Let's chant. 🎤

I'd like to invite you to my party

I'd like to invite you to my party.
Can you repeat that, please?
I'd like to invite you to my party.
Oh lovely, I'd like that, yes please!
I enjoy having parties
With my friends and you and me.
I enjoy sitting in the sun.
And I enjoy being by the sea.



4 Read and tick.  

At weekends, Tom often goes for a picnic with his family in the countryside. He wants to relax and enjoy the scenery. He likes playing sports and games, and he enjoys taking photographs with his mobile phone. He also likes cooking lunch for his family.



1. Tom often has picnics with his friends at the weekend.
2. He wants to relax and enjoy the scenery in the countryside.
3. He dislikes playing sports and games.
4. He likes taking photographs with his mobile phone.
5. He loves cooking for his mother and father.

True	False
<input type="checkbox"/>	<input type="checkbox"/>
<input type="checkbox"/>	<input type="checkbox"/>
<input type="checkbox"/>	<input type="checkbox"/>
<input type="checkbox"/>	<input type="checkbox"/>
<input type="checkbox"/>	<input type="checkbox"/>

5 Let's write. 

On Sundays, I often _____.

I want to _____.

I like _____.

I enjoy _____.

I love _____.

6 Project 

Ask four classmates for their phone numbers. Then tell the class about them.

	Name	Phone number
1		
2		
3		
4		

Lesson 1

1 Look, listen and repeat. 🗣️ 👂 🗣️

a The weather's wonderful. Let's go to the zoo. Great idea!

b What animal do you want to see? I want to see monkeys.


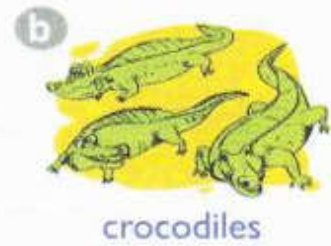
c Me too. I like monkeys. OK. Let's go over there.

d Oh! Now I don't like them.



2 Point and say. 🗣️ 👂

What animal do you want to see?

I want to see _____.



Work in pairs. Ask your partners what animal they want to see at the zoo. 🗣️ 👂

3 Listen and match.  

What animal do they want to see?

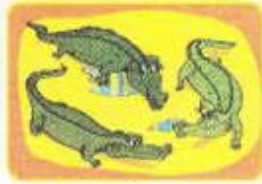
1.



2.



3.





a



b



c

4 Look and write.  



1. What animal does he want to see?




2. What animal does she want to see?



3. What animal do they want to see?



4. What animal do they want to see?

5 Let's play. 

Charades



Lesson 2

1 Look, listen and repeat.

a What animal do you like?
I like monkeys.

b Why do you like them?
Because they're funny.

c What about tigers?
I don't like tigers.

d Why not?
Because they are scary.

2 Point and say.

I like _____
because _____.



I don't like _____
because _____.




tigers/crocodiles/
scary



bears/elephants/
big



zebras/beautiful



kangaroos/fast


3 Let's talk.

- What animal do you want to see?
- I like _____ because _____.
- I don't like _____ because _____.

4 Listen and write. 🎧 📝

1. Linda does not like elephants because they are _____.
2. Peter likes kangaroos because they are _____.
3. Mai likes monkeys because they are _____.
4. Nam does not like tigers because they are _____.

5 Look and write. 👁️ 📝



1. Nam likes _____
because _____.

2. Mai does not like _____
because _____.



3. Linda and Peter like _____
because _____.

4. Phong and Tony like _____
because _____.


6 Let's sing. 🎤



Why or why not?

Do you like monkeys?
Yes, I do.
Why do you like them?
Because they're funny.

Do you like crocodiles?
No, I don't.
Why don't you like them?
Because they're scary!



Lesson 3

1 Listen and repeat.

'crocodile

I want to see 'crocodiles.

'elephant

'Elephants are enormous.

'wonderful

The weather's 'wonderful.

'beautiful

Some zoo animals are 'beautiful.


2 Listen and circle. Then say the sentences aloud.

1. I want to go to the zoo because I want to see _____.
a. animals b. elephants
2. My brother does not like _____ because they are scary.
a. elephants b. crocodiles
3. The monkeys are _____.
a. beautiful b. wonderful
4. Some zoo animals are _____.
a. beautiful b. wonderful



3 Let's chant.

I want to go to the zoo

I want to go to the zoo.
Why?
Because I want to see the animals.
I like kangaroos.
Why?
Because they're beautiful.
I like elephants.
Why?
Because they're wonderful.



4

Read and complete.  

The weather is wonderful today. Mai and Nam are visiting Thu Le Zoo. There are a lot of animals and some of them are very beautiful. Some are friendly but some are scary. Mai does not like the elephants because they are big and perhaps dangerous. Nam likes the monkeys because they are funny.

Nam and Mai are at the zoo. There are many (1) _____ there. Some animals are (2) _____. Mai does not like the elephants because they are (3) _____. Nam likes the (4) _____ because they are (5) _____.


5

Let's write. 


- Why do you want to go to the zoo?
- What animal(s) do you like? And why?
- What animal(s) don't you like? And why not?

I want to go to the zoo because _____

6

Project 

Draw and colour your favourite zoo animal(s). Then show it/them to the class and say why you like it/them.



Lesson 1

1 Look, listen and repeat. 🧐 🗣️ 🗣️

a Only one month until our summer holidays!

Yes! I love summer. It's a great time.

Where are you going this summer, Phong?

I'm going to Ha Long Bay.

That's great!

c What about you, Mai?

I'm going to Phu Quoc.

d What about you, Tom? What are you going to do?

I'm going to stay at home.


Why?

Because I have to learn Vietnamese.

2 Point and say. 🚩 🗣️

Where are you going this summer?

I'm going to _____.





Work in pairs. Ask your partners where they are going this summer. 🗣️

3 Listen and tick.  



1. Tony is going to ____.
2. Nam is going to ____.
3. Linda is going to ____.

4 Look and write.  

1. Where are you going this summer?
I'm _____.



2. Where is he going next month?
He's _____.



3. Where are they going in December?
They're _____.



5 Let's sing. 




You are happy in summer holidays!

When are you going to have a holiday?
In summer, in summer.
Where are you going to stay?
In Ha Long Bay, in Ha Long Bay.
What are you going to eat?
Nice food, delicious food.
What are you going to do?
I'm going to play in the sun.



Lesson 2

1 Look, listen and repeat. 🧐 👂 🗣️



2 Point and say. 🚩 🕒

What are you going to do?



stay in a hotel



eat seafood



build sandcastles



go on a boat cruise

3 Let's talk. 🗣️

- Where are you going this summer?
- What are you going to do this summer?

4 Listen, circle and write.   





1. He's going to _____.

2. He's going to stay in a _____.



3. He's going to _____.

4. He's going to eat _____.

5 Look and write.  

What are they going to do?



1. Mai _____
_____.



2. Tom _____
_____.



3. Peter and Linda _____
_____.



4. Nam and Phong _____
_____.

6 Let's play. 

Say where

A: Where are you going this summer holiday?
B: We're going to Da Nang.



Lesson 3

1 Listen and repeat. 🎧 🗣️

de'licious

Seafood is de'licious.

e'normous

The hotel by the sea is e'normous.

No'vember

He is going to visit Sa Pa in No'vember.

De'cember

Linda is going to London this De'cember.

2 Listen, circle and write. Then say aloud. 🎧 🗣️ 🗣️ 🗣️

- Seafood is _____.
a. delicious
b. expensive
- We stay in an _____ hotel.
a. expensive
b. enormous
- We are going to Ho Chi Minh City this _____.
a. November
b. December
- Is your holiday in _____?
a. September
b. December

3 Let's chant. 🗣️

Where are you going?

Where are you going for a holiday?

To Ha Long Bay.

When are you going?

In November.

Where are you going to stay?

In a hotel.

What are you going to enjoy?

Delicious seafood.

What are you going to do then?

Swim in the sea.



4 Read and complete. 🧐 🍷

My parents and I are going to have a holiday in Ha Long Bay next Saturday. We are going to stay in a nice hotel by the sea.

In the morning, we are going to swim in the sea. In the afternoon, we are going to have a boat cruise around the bay. We are going to have delicious seafood in Tuan Chau in the evening. We are going to have a lot of fun there!



1. They are going to have a holiday in _____.
2. They are going to stay in _____.
3. In the morning, they are going to _____.
4. They are going to have _____ around the bay.
5. They are going to eat _____.

5 Write about the plan for your summer holidays. 🧐

- Where are you going?
- When are you going?
- Who are you going with?
- Where are you going to stay?
- What are you going to do?

I'm going to _____

6 Project 🌍


Work in pairs. Ask your partners about their plans for the summer holidays. Then tell the class about them.

- Where are you going?
- When are you going?
- Who are you going with?
- Where are you going to stay?
- What are you going to do?





1 Listen and tick.

1.	2.	3.	4.	5.
				
a <input type="checkbox"/>	a <input type="checkbox"/>	a <input type="checkbox"/>	a <input type="checkbox"/>	a <input type="checkbox"/>
				
b <input type="checkbox"/>	b <input type="checkbox"/>	b <input type="checkbox"/>	b <input type="checkbox"/>	b <input type="checkbox"/>
				
c <input type="checkbox"/>	c <input type="checkbox"/>	c <input type="checkbox"/>	c <input type="checkbox"/>	c <input type="checkbox"/>

2 Read and circle.

Hi. My name is Nam. My classmates and I are going to have a holiday in Vung Tau next week.
 In the morning, we are going to swim in the sea and build sandcastles.
 In the afternoon, we are going to play football on the beach. We are going to have delicious seafood in the evening. We are going to have a lot of fun there!

- Nam and his classmates are going to have a holiday in _____.
 a. Vung Tau b. Sam Son c. Nha Trang
- In the morning, they are going to _____.
 a. swim in the sea
 b. build sandcastles
 c. swim in the sea and build sandcastles
- In the afternoon, they are going to play _____ on the beach.
 a. football b. badminton c. volleyball
- They are going to have _____ seafood in the evening.
 a. fresh b. enormous c. delicious

3 Read and match. 🧐 🗨️

1. Why do you want to go to the bookshop?
2. How much are the jeans?
3. What's your phone number?
4. What animal do you want to see?
5. What are you going to do?

- a. It's 0912 529 638.
- b. I want to see lions.
- c. I'm going to play football.
- d. Because I want to buy some books.
- e. They're 96,000 dong.

4 Write the answers. 🗨️



1. A: How much is the T-shirt?
B: _____.



2. A: How much are the trousers?
B: _____.



3. A: What is your phone number?
B: _____.



4. A: What are they going to do next Sunday?
B: _____.


5 Look and write. 🧐 🗨️



At weekends, Mai goes for a walk with her (1) _____ in the mountains. They want to relax and enjoy the scenery. The girls like playing (2) _____. The boys enjoy (3) _____ in the stream. Mai has a new mobile phone and she likes (4) _____ photos. The children love having (5) _____ together.

Short story Cat and Mouse 4

1 Read and listen to the story. Then correct the words in red.



What animal do you want to see?



Why do you like elephants?

Because they're very **quiet**.

Really?

Yes.

Hello, Mr Elephant!

Where are you today?

Don't be silly, Mary!
Elephants can't speak!

Yes, we can speak.
I'm very well, thank you!

Wow!

Let's buy a **doll**!

Good idea.



How much is the elephant
T-shirt, please?

It's **sixty thousand** dong.

Goodbye, Mr Elephant!

Goodbye! See you later!

2 Work in pairs. Put the words in the correct order. Then practise the conversation. 🗣️ 🗣️

A: want / what / do / animal / see / to / you / ?

B: tigers / want / see / to / / / .

A: them / to / you / see / do / want / why / ?

B: they're / because / scary / .

A: they're / they / aren't / scary / friendly / . / .

3 Correct the wrong sentences. (Two are correct.) ✍️

1. Miu wants to see lions.
2. Mary likes elephants because they're scary.
3. The elephant in the zoo can't speak.
4. Mary wants an elephant T-shirt.
5. They don't say goodbye to the elephant.

4 Unscramble these words from the story. 🗣️

1. dyerfinl _____

2. nepheat _____

3. nailmas _____

4. yarell _____

5. edogoby _____

6. snoil _____



GLOSSARY

after that	<i>sau đó</i>	U16
afternoon	<i>buổi chiều</i>	U11
a.m.	<i>buổi sáng</i>	U11
animal	<i>động vật</i>	U19
bakery	<i>cửa hàng bánh</i>	U16
banh chung	<i>bánh chưng</i>	U15
bay	<i>vịnh</i>	U20
bear	<i>con gấu</i>	U19
beautiful	<i>đẹp</i>	U19
beef	<i>thịt bò</i>	U13
big	<i>to, lớn</i>	U14
birthday present	<i>quà sinh nhật</i>	U18
blouse	<i>áo cánh</i>	U17
bookshop	<i>cửa hàng sách</i>	U16
bread	<i>bánh mì</i>	U13
breakfast	<i>bữa ăn sáng</i>	U11
build	<i>xây dựng</i>	U20
busy	<i>bận</i>	U16
buy	<i>mua</i>	U16
celebration	<i>lễ kỉ niệm</i>	U15
chicken	<i>thịt gà</i>	U13
Children's Day	<i>ngày Thiếu nhi</i>	U15
chocolate	<i>sô-cô-la</i>	U16
Christmas	<i>lễ Nô-en</i>	U15
cinema	<i> rạp chiếu phim</i>	U16
clerk	<i>nhân viên văn phòng</i>	U12
clothes	<i>quần áo</i>	U15
complete	<i>hoàn thành</i>	U18

cook	<i>nấu</i>	U11
countryside	<i>nông thôn, vùng quê</i>	U18
crocodile	<i>con cá sấu</i>	U19
dangerous	<i>nguy hiểm</i>	U19
decorate	<i>trang trí</i>	U15
delicious	<i>ngon</i>	U20
dictionary	<i>từ điển</i>	U14
dinner	<i>bữa ăn tối</i>	U11
doctor	<i>bác sĩ</i>	U12
dong	<i>đồng</i>	U17
driver	<i>lái xe, tài xế</i>	U12
elephant	<i>con voi</i>	U19
enjoy	<i>thưởng thức, hưởng</i>	U18
enormous	<i>to, lớn</i>	U19
evening	<i>buổi tối</i>	U11
expensive	<i>đắt</i>	U20
factory	<i>nhà máy</i>	U12
farmer	<i>nông dân</i>	U12
fast	<i>nhanh</i>	U19
festival	<i>ngày hội</i>	U15
field	<i>đồng ruộng</i>	U12
film	<i>phim</i>	U16
finally	<i>cuối cùng</i>	U16
firework display	<i>bắn pháo hoa</i>	U15
first	<i>đầu tiên</i>	U16
fish	<i>cá</i>	U13
footballer	<i>cầu thủ</i>	U14
free	<i>rảnh rỗi</i>	U18

GLOSSARY

friendly	<i>thân thiện</i>	U19
funny	<i>buồn cười</i>	U19
get up	<i>ngủ dậy</i>	U11
go	<i>đi</i>	U11
go fishing	<i>đi câu cá</i>	U18
go for a picnic	<i>đi pic-nic, đi dã ngoại</i>	U18
go for a walk	<i>đi dạo bộ</i>	U18
go home	<i>về nhà</i>	U11
go on a boat cruise	<i>đi du thuyền</i>	U20
go skating	<i>đi trượt ba-tanh/trượt băng</i>	U18
go to bed	<i>đi ngủ</i>	U11
go to school	<i>đến trường</i>	U11
grandparent	<i>ông, bà</i>	U15
have (breakfast/lunch/dinner)	<i>ăn (sáng/trưa/tối)</i>	U11
holiday	<i>ngày nghỉ</i>	U15
hospital	<i>bệnh viện</i>	U12
hotel	<i>khách sạn</i>	U20
house	<i>ngôi nhà</i>	U15
how much	<i>bao nhiêu</i>	U17
hungry	<i>đói</i>	U16
invite	<i>mời</i>	U18
jacket	<i>áo khoác</i>	U17
jeans	<i>quần bò</i>	U17
join	<i>tham gia</i>	U15
jumper	<i>áo len chui đầu</i>	U17
kangaroo	<i>con chuột túi</i>	U19
late	<i>muộn</i>	U11
leaf	<i>lá cây</i>	U13

lemonade	<i>nước chanh</i>	U13
lucky money	<i>tiền mừng tuổi</i>	U15
lunch	<i>bữa ăn trưa</i>	U11
make	<i>làm</i>	U15
medicine	<i>thuốc</i>	U16
milk	<i>sữa</i>	U13
mobile phone	<i>điện thoại di động</i>	U18
monkey	<i>con khỉ</i>	U19
morning	<i>buổi sáng</i>	U11
next	<i>tiếp sau</i>	U20
nice	<i>đẹp</i>	U15
noodles	<i>mì ăn liền</i>	U13
noon	<i>buổi trưa</i>	U11
nurse	<i>y tá</i>	U12
o'clock	<i>(chỉ) giờ</i>	U11
office	<i>văn phòng</i>	U12
old	<i>già</i>	U14
orange juice	<i>nước cam</i>	U13
pharmacy	<i>hiệu thuốc</i>	U16
phone number	<i>số điện thoại</i>	U18
photograph	<i>ảnh</i>	U18
p.m.	<i>buổi chiều</i>	U11
pork	<i>thịt lợn</i>	U13
prepare	<i>chuẩn bị</i>	U20
relative	<i>họ hàng</i>	U15
repeat	<i>nhắc lại</i>	U18
rice	<i>cơm</i>	U13
sandals	<i>đép, xăng đan</i>	U17

GLOSSARY

sandcastle	<i>lâu đài cát</i>	U20
scarf	<i>khăn quàng cổ</i>	U17
scary	<i>làm sợ hãi</i>	U19
scenery	<i>cảnh đẹp, phong cảnh</i>	U18
sea	<i>biển</i>	U20
seafood	<i>hải sản</i>	U20
shoes	<i>giày</i>	U17
short	<i>ngắn, thấp</i>	U14
skirt	<i>váy</i>	U17
slim	<i>mảnh khảnh</i>	U14
small	<i>bé, nhỏ</i>	U14
smart	<i> lịch sự</i>	U15
start	<i>bắt đầu</i>	U11
stay	<i>ở lại</i>	U20
strong	<i>khỏe mạnh</i>	U14
student	<i>sinh viên</i>	U12
summer	<i>mùa hè</i>	U20
summer holidays	<i>kì nghỉ hè</i>	U20
supermarket	<i>siêu thị</i>	U16
sweet	<i>kẹo</i>	U16
sweet shop	<i>cửa hàng kẹo</i>	U16
swimming pool	<i>bể bơi</i>	U16
tall	<i>cao</i>	U14
Teachers' Day	<i>ngày Nhà giáo</i>	U15
Tet	<i>ngày Tết</i>	U15
then	<i>rồi thì</i>	U16
thick	<i>dày</i>	U14
thin	<i>mỏng</i>	U14

tiger	<i>con hổ</i>	U19
time	<i>thời gian</i>	U11
trousers	<i>quần tây</i>	U17
uncle	<i>bác, chú, cậu</i>	U12
usually	<i>thông thường</i>	U15
vegetables	<i>rau</i>	U13
visit	<i>thăm</i>	U15
want	<i>muốn</i>	U19
water	<i>nước</i>	U13
wear	<i>mặc</i>	U15
wish	<i>mong muốn, chúc</i>	U15
wonderful	<i>kỳ diệu</i>	U19
worker	<i>công nhân</i>	U12
young	<i>trẻ</i>	U14
zebra	<i>ngựa vằn</i>	U19
zoo	<i>vườn thú, sở thú, vườn bách thú</i>	U19

Chịu trách nhiệm xuất bản :

Chủ tịch Hội đồng Thành viên MẠC VĂN THIỆN

Tổng Giám đốc kiêm Tổng biên tập GS, TS. VŨ VĂN HÙNG

Biên tập nội dung : LÊ THỊ HUỆ – TRẦN THU HÀ – KEN WILSON – MARY-JANE NEWTON – CAUVIS FUNG

Biên tập mỹ thuật : NGUYỄN BÍCH LA

Thiết kế sách : THÁI THANH VĂN

Trình bày bìa : NGUYỄN BÍCH LA

Mình họa : ĐẶNG HOÀNG VŨ – NGUYỄN THỊ NGỌC THUY – NGUYỄN THẾ PHI – BÙI VIỆT DUY

Sửa bản in : LÊ THỊ HUỆ – TRẦN THU HÀ

Chế bản tại : CTCP MỸ THUẬT & TRUYỀN THÔNG

Sách được biên soạn, biên tập, thiết kế với sự cộng tác của Nhà xuất bản Macmillan (MPC).

© VIETNAM EDUCATION PUBLISHING HOUSE (VEPH) & MACMILLAN (MPC)

TIẾNG ANH 4 – SÁCH HỌC SINH – TẬP HAI

Mã số: 1H41115

In 50.000 bản (QĐ 156), khổ 19 x 26,5 cm

In tại Cty TNHH MTV In Quân đội 2 – TP. HCM

65 Hồ Văn Huê - P.9 - Quận Phú Nhuận - TP.HCM

Số đăng kí KHXB: 01-2015/CXB/94-902/GD.

Số QĐXB: 388BT/QĐ-GD ngày 29 tháng 05 năm 2015

In xong và nộp lưu chiểu tháng 6 năm 2015.