

BỘ GIÁO DỤC VÀ ĐÀO TẠO

# TIẾNG ANH

TẬP MỘT

SÁCH HỌC SINH

4



NHÀ XUẤT BẢN GIÁO DỤC VIỆT NAM





Nam



Hoa



Mai



Phong



Tom



Mary



Peter



Linda



Nga



Quan



Tony



Linh



Hakim



Akiko



Miss Hien



Mr Loc



## Lời nói đầu

**Tiếng Anh 4, Tập Một** do Nhà xuất bản Giáo dục Việt Nam tổ chức biên soạn theo Chương trình thí điểm Tiếng Anh tiểu học do Bộ Giáo dục và Đào tạo ban hành, với sự hợp tác chặt chẽ về chuyên môn và kĩ thuật của Nhà xuất bản Macmillan (MPC). Sách được biên soạn theo đường hướng giao tiếp, giúp học sinh bước đầu hình thành và phát triển năng lực giao tiếp bằng tiếng Anh, thông qua bốn kĩ năng nghe, nói, đọc và viết, trong đó ưu tiên phát triển hai kĩ năng nghe và nói.

**Tiếng Anh 4, Tập Một** xoay quanh hai chủ điểm giao tiếp gắn gũi với học sinh: Me and My Friends, Me and My School. Mỗi chủ điểm được chia thành năm đơn vị bài học (Unit) tương ứng với năm chủ đề của chương trình. Sau năm đơn vị bài học là một bài ôn (Review) tập trung vào ôn tập và củng cố các kĩ năng giao tiếp (nghe, nói, đọc, viết) và kiến thức ngôn ngữ cơ bản (ngữ âm, từ vựng, ngữ pháp).

**Tiếng Anh 4, Tập Một** được biên soạn dựa trên những cơ sở lí luận và thực tiễn của việc dạy và học tiếng Anh tiểu học ở Việt Nam, có tính đến tâm lí lứa tuổi và giao lưu quốc tế.

Các tác giả rất mong nhận được những ý kiến đóng góp của các nhà giáo, phụ huynh học sinh và đông đảo bạn đọc quan tâm để sách được hoàn thiện hơn.

Các tác giả

# BOOK MAP

## ME AND MY FRIENDS

Competences	Sentence Patterns	Vocabulary	Phonics
<b>Unit 1 Nice to see you again</b>		<b>Page 6</b>	
<ul style="list-style-type: none"> <li>Greeting and responding to greetings formally</li> <li>Saying and responding to <i>goodbye</i></li> </ul>	<ul style="list-style-type: none"> <li>Good morning/Good afternoon/Good evening.</li> <li>Nice to see you again.</li> <li>Goodbye/Bye/Good night.</li> <li>See you tomorrow/See you later.</li> </ul>	morning, afternoon, evening, night, tomorrow, later, again, see, meet, Viet Nam, England	Linda night
<b>Unit 2 I'm from Japan</b>		<b>Page 12</b>	
<ul style="list-style-type: none"> <li>Asking and answering questions about where someone is from</li> <li>Asking and answering questions about one's nationality</li> </ul>	<ul style="list-style-type: none"> <li>Where are you from? I'm from ...</li> <li>What nationality are you? I'm ...</li> </ul>	America, American, Australia, Australian, England, English, Japan, Japanese, Malaysia, Malaysian, Viet Nam, Vietnamese	Japan Vietnamese
<b>Unit 3 What day is it today?</b>		<b>Page 18</b>	
<ul style="list-style-type: none"> <li>Asking and answering questions about the days of the week</li> <li>Asking and answering questions about weekly activities</li> </ul>	<ul style="list-style-type: none"> <li>What day is it today? It's ...</li> <li>What do you do on + (<i>name of the day</i>)? I ... in the morning/in the afternoon.</li> </ul>	today, Monday, Tuesday, Wednesday, Thursday, Friday, Saturday, Sunday, English	first Thursday her
<b>Unit 4 When's your birthday?</b>		<b>Page 24</b>	
<ul style="list-style-type: none"> <li>Asking and answering questions about dates</li> <li>Asking and answering questions about someone's birthday</li> </ul>	<ul style="list-style-type: none"> <li>What is the date today? It's ...</li> <li>When's your birthday? It's on the ...</li> </ul>	January, February, March, April, May, June, July, August, September, October, November, December, <i>ordinal numbers</i>	fourth March
<b>Unit 5 Can you swim?</b>		<b>Page 30</b>	
<ul style="list-style-type: none"> <li>Asking and answering questions about what someone can/cannot do</li> <li>Asking and answering questions about whether someone can do something</li> </ul>	<ul style="list-style-type: none"> <li>What can you do? I can ...</li> <li>Can you ...? Yes, I can./No, I can't.</li> </ul>	can, ride, cook, skate, skip, sing, swim, swing, dance, play, guitar, piano, volleyball, table tennis, chess	sing swim
<b>Review 1</b>		<b>Page 36</b>	



## ME AND MY SCHOOL

Competences	Sentence Patterns	Vocabulary	Phonics
<b>Unit 6 Where's your school?</b>		<b>Page 40</b>	
<ul style="list-style-type: none"> <li>Asking and answering questions about where a school is</li> <li>Asking and answering questions about what class someone is in</li> </ul>	<ul style="list-style-type: none"> <li>Where's your school? It's in + (<i>place</i>).</li> <li>What class are you in? I'm in Class ...</li> </ul>	street, road, village, district, address, class, school, study	school skipping street
<b>Unit 7 What do you like doing?</b>		<b>Page 46</b>	
<ul style="list-style-type: none"> <li>Asking and answering questions about what someone likes doing</li> <li>Asking and answering questions about someone's hobbies</li> </ul>	<ul style="list-style-type: none"> <li>What do you like doing? I like + <i>verb-ing</i> + (<i>noun</i>).</li> <li>What's your hobby? I like + <i>verb-ing</i> + (<i>noun</i>).</li> </ul>	swimming, cooking, collecting stamps, riding a bike, playing badminton, flying a kite, taking photographs, watching TV	flying playing
<b>Unit 8 What subjects do you have today?</b>		<b>Page 52</b>	
<ul style="list-style-type: none"> <li>Asking and answering questions about school subjects</li> <li>Asking and answering questions about when someone has a subject</li> </ul>	<ul style="list-style-type: none"> <li>What subjects do you have? I have ...</li> <li>When do you have ...? I have it on ...</li> </ul>	subject, IT (Information Technology), Maths, Music, Art, Science, Vietnamese, PE (Physical Education)	subject subjects
<b>Unit 9 What are they doing?</b>		<b>Page 58</b>	
<ul style="list-style-type: none"> <li>Asking and answering questions about what someone is doing</li> <li>Asking and answering questions about what people are doing</li> </ul>	<ul style="list-style-type: none"> <li>What's he/she doing? He's/She's ...</li> <li>What are they doing? They're ...</li> </ul>	listen to music, read, write, paint, make, watch, video, text, dictation, mask, plane, puppet, exercise	mask text
<b>Unit 10 Where were you yesterday?</b>		<b>Page 64</b>	
<ul style="list-style-type: none"> <li>Asking and answering questions about where someone was in the past</li> <li>Asking and answering questions about what someone did in the past</li> </ul>	<ul style="list-style-type: none"> <li>Where were you yesterday? I was ...</li> <li>What did you do yesterday? I + <i>verb-ed</i></li> </ul>	yesterday, at home, at the zoo, at school, on the beach, in the school library, listen, wash, water	listened watched painted
<b>Review 2</b>		<b>Page 70</b>	
<b>Glossary</b>		<b>Page 74</b>	



## Lesson 1

1 Look, listen and repeat. 🗣️ 👂 🗣️

a Good morning, class.

b Nice to see you again.

c How are you, Mai?  
I'm very well, thank you. And you?  
I'm very well, too.

d Good morning, Miss Hien. Sorry, I'm late!  
Yes, come in.

2 Point and say. 🗣️ 🗣️

Good \_\_\_\_\_.

a Good morning.

b Good afternoon.

c Good evening.

Good \_\_\_\_\_.

Greet your teachers in the classroom or at school. 🗣️




3 Listen and tick.  



4 Look and write.  



1. Good \_\_\_\_\_. 2. Good \_\_\_\_\_. 3. Good \_\_\_\_\_.

5 Let's sing. 



**Good morning to you**

Good morning to you.  
 Good morning to you.  
 Good morning, dear Miss Hien.  
 Good morning to you.

Good morning to you.  
 Good morning to you.  
 Good morning, dear children.  
 Good morning to you.





# Lesson 2

1 Look, listen and repeat. 🧐 🎧 🗣️




2 Point and say. 🚩 😊



3 Let's talk. 😊 🗣️

- Good \_\_\_\_\_. Nice to meet you.
- Good \_\_\_\_\_. See you tomorrow.



4 Listen and number.  



a



b



c



d

5 Look and write.  

1. A: Hello. I'm Mai. I'm from Viet Nam.

B: Hello. I'm Tom. I'm from America.



2. A: Good morning, Mr Loc.

B: Hello, Tom. Nice to meet you.



3. A: Good night, Mum.

B: Good night, Tom.



6 Let's play. 

Good morning

Good afternoon

Good evening

**Bingo**

Hello

Good night

Goodbye

Nice to meet you

Hi

Bye

# Lesson 3

## 1 Listen and repeat.

**l** Linda Hello, Linda.

**n** night Good night.

## 2 Listen and circle. Then write and say aloud.

1. Hello. I'm \_\_\_\_\_.

a. Linda    **b. Nam**

2. I'm from \_\_\_\_\_.

a. Viet Nam    **b. England**

3. \_\_\_\_\_. My name's Linda.

a. Hi    **b. Hello**

4. Good \_\_\_\_\_.

**a. night**    b. afternoon

## 3 Let's chant.

### Hello, friends!

Hello. I'm Linda.  
I'm from England.  
Nice to meet you, Linda.

Hello. I'm Nam.  
I'm from Viet Nam.  
Nice to meet you, Nam.

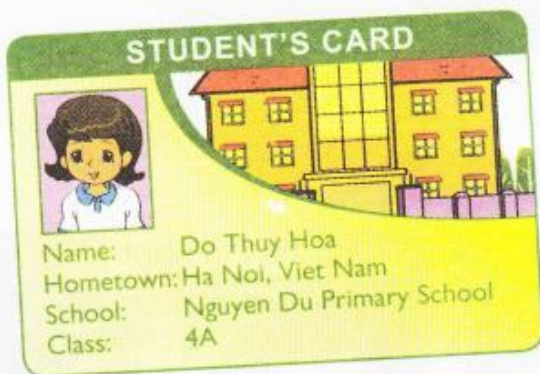
Hello, Linda.  
Hello, Nam.  
We're friends.





4

Read and answer.



1. What is the girl's name?
2. Where is she from?

3. What is the boy's name?
4. Where is he from?

5

Write about you.



Write your name, your hometown and your school.

My name is \_\_\_\_\_.

I am from \_\_\_\_\_.

My school is \_\_\_\_\_.

\_\_\_\_\_.

6

Project



Make a card about yourself.  
Then look at your classmate's card  
and tell the teacher about him/her.

Name: \_\_\_\_\_



Hometown: \_\_\_\_\_

School: \_\_\_\_\_

Class: \_\_\_\_\_



## Lesson 1


1 Look, listen and repeat.   



2 Point and say.  

Hi. I'm \_\_\_\_\_.  
Where are you from?



Work in pairs. Imagine you are Hakim/Tom/Tony/Linda/Akiko. Introduce yourself and ask where your partner is from. 



3 Listen and tick.  



4 Look and write.  

Use the information from Activities 1 and 2.

1. I'm from \_\_\_\_\_.

3. I'm from \_\_\_\_\_.



2. I'm from \_\_\_\_\_.

4. I'm from \_\_\_\_\_.

5 Let's sing. 




**Where are you from?**

Hi. I'm Mai from Viet Nam.  
 Hello, Mai. Nice to meet you.  
 Hello. I'm Akiko from Japan.  
 Hello, Akiko. Nice to meet you.  
 Hi. I'm Hakim from Malaysia.  
 Hello, Hakim. Nice to meet you.  
 Hello. I'm Linda from England.  
 Hello, Linda. Nice to meet you.



# Lesson 2

1 Look, listen and repeat. 🧐 🗣️ 🎧



2 Point and say. 📌 🗣️



3 Let's talk. 🗣️

- What's your name?
- Where are you from?
- What nationality are you?






Japan → Japanese  
Australia → Australian

Viet Nam → Vietnamese  
Malaysia → Malaysian

America → American  
England → English



4 Listen and number.  



5 Look and write.  



1. My name is Mai.  
I am from *Viet Nam* .  
I am *Vietnamese* .




2. My name is Tom.  
I am from \_\_\_\_\_ .  
I am \_\_\_\_\_ .



3. My name is Linda.  
I am from \_\_\_\_\_ .  
I am \_\_\_\_\_ .





4. My name is Akiko.  
I am from \_\_\_\_\_ .  
I am \_\_\_\_\_ .

6 Let's play. 

*Find someone who ...*



# Lesson 3

1 Listen and repeat.  

j

Japan

I'm from Japan.

v

Vietnamese

I'm Vietnamese.


2 Listen and tick. Then say aloud.   

1. a.  Japan

b.  Japanese

2. a.  Viet Nam

b.  Vietnamese

3 Let's chant. 

## What nationality are you?



Hello. What's your name? My name's Mai.

Where are you from? I'm from Viet Nam. Viet Nam.

Where in Viet Nam? Ha Noi. Ha Noi.

What nationality are you? Vietnamese. Vietnamese.

Hello. What's your name? My name's Akiko.

Where are you from? I'm from Japan. Japan.


Where in Japan? Tokyo. Tokyo.

What nationality are you? Japanese. Japanese.





4 Read and complete.  



Hi. My name is Akiko. I am from Tokyo, Japan. I am Japanese. I am in Ha Noi now. I have a lot of friends. They are from different countries. Tony is from Sydney, Australia. He is Australian. Linda is from London, England. She is English. Tom is from New York, America. He is American.

Name	City	Country	Nationality
Akiko	Tokyo	Japan	Japanese
Tony			
Linda			
Tom			

5 Let's write. 

Quan: Hi. My name is Quan. What is your name?


You: (1) \_\_\_\_\_.

Quan: Where are you from?

You: (2) \_\_\_\_\_.

Quan: What nationality are you?

You: (3) \_\_\_\_\_.

6 Project 

Select a country:  
Australia/America/England/  
Japan/Malaysia/Viet Nam.  
Make a name card and  
draw the flag. Then show  
it to your class.

Name: \_\_\_\_\_

Country: \_\_\_\_\_




City: \_\_\_\_\_

Nationality: \_\_\_\_\_

Flag: \_\_\_\_\_



## Lesson 1

1 Look, listen and repeat.   



2 Point and say.  

What day is it today?

It's \_\_\_\_\_.



JULY						
MONDAY	TUESDAY	WEDNESDAY	THURSDAY	FRIDAY	SATURDAY	SUNDAY
	1	2	3	4	5	6
7	8	9	10	11	12	13
14	15	16	17	18	19	20
21	22	23	24	25	26	27
28	29	30	31			

Work in pairs. Ask your partners what day it is today.  





3 Listen and tick.  

1. a   b   c  


2. a   b   c  

3. a   b   c  

4 Look and write.  

Nam's activities						
Sunday	Monday	Tuesday	Wednesday	Thursday	Friday	Saturday
go to the zoo	play football	watch TV	listen to music	go swimming	play the piano	visit my grandparents

- Today is \_\_\_\_\_. I play football today.
- Today is \_\_\_\_\_. I watch TV today.
- Today is \_\_\_\_\_. I visit my grandparents today.
- Today is \_\_\_\_\_. I go to the zoo today.

5 Let's sing. 

**We have English today**

What day is it today?

It's Monday.

We have English today.

Do you have English on Wednesdays?

No. We have English on Tuesdays,  
Thursdays and Fridays.

What day is it today?

It's Wednesday.

We have English today.

Do you have English on Thursdays?

No. We have English on Mondays,  
Wednesdays and Fridays.



# Lesson 2

1 Look, listen and repeat.   

**a** What do you do on Fridays, Nam?  
I go to school in the morning.

**b** How about in the afternoon?  
I help my parents at home.


**c** What do you do on Saturdays?  
I visit my grandparents in the morning.

**d** And in the afternoon?  
I play football.



2 Point and say.  

What do you do on \_\_\_\_\_? I \_\_\_\_\_.



	Mon.	Tues.	Wed.	Thurs.	Fri.	Sat.	Sun.
Morning	Go to school	Go to school	Go to school	Go to school	Go to school	Go to the zoo	Help my parents
Afternoon	Listen to music	Watch TV	Play the guitar	Go swimming	Visit my friends	Play football	Visit my grandpare

3 Let's talk. 

- What day is it today?
- What do you do on Mondays/Tuesdays/...?



4 Listen and number. 🎧 🎧



a



b



c



d

5 Look and write. 🧐 🖋️

FRIDAY	
Morning	Go to school
Afternoon	Go swimming

Today is (1) \_\_\_\_\_.  
 I (2) \_\_\_\_\_ in the morning.  
 I (3) \_\_\_\_\_ in the afternoon.  
 Tomorrow is (4) \_\_\_\_\_.  
 I do not (5) \_\_\_\_\_ on  
 Saturdays. I go to the zoo.

6 Let's play. 🎮

*Slap the Board*

Tuesday	Friday	today
Monday	Wednesday	Thursday
Saturday	Sunday	tomorrow

# Lesson 3

## 1 Listen and repeat.

ir

first

My birthday is on the first of July.

ur

Thursday

I have English on Thursdays.

er

her

Mr Loc is her English teacher.

## 2 Listen and circle. Then say aloud.

1. My birthday is on the \_\_\_\_\_ of July.  
a. third  
b. first
2. We have English on \_\_\_\_\_.  
a. Tuesdays and Thursdays  
b. Wednesdays and Thursdays
3. This is \_\_\_\_\_.  
a. her class  
b. his teacher

## 3 Let's chant.

### What do you do on ...?

What day is it today?

It's Friday.

What do you do on Fridays?

I go to school in the morning.

How about in the afternoon?

I go swimming.

What day is it tomorrow?

It's Saturday.

Do you go to school on Saturdays?

No, I don't.

What do you do on Saturdays?

I go to the zoo in the morning

I help my parents in the afternoon.





4 Read and answer. 🧐 😊



My name is Mai. Today is Monday. It is a schoolday. I go to school on Mondays, Tuesdays, Wednesdays, Thursdays and Fridays. I do not go to school at the weekend. I go swimming on Saturdays and visit my grandparents on Sundays.

1. What is her name?
2. What day is it today?
3. Does she go to school every day?
4. What does she do on Saturdays and Sundays?

5 Write about you. 🖋️

What class are you in? \_\_\_\_\_

What day is it today? \_\_\_\_\_

What do you do at the weekend? \_\_\_\_\_

\_\_\_\_\_

6 Project 🌈

Interview one of your classmates about what he/she does at the weekend (Saturdays and Sundays). Then report the results to the class.



## Lesson 1

1 Look, listen and repeat. 🧐 🗣️ 🎧



2 Point and say. 📅 🗣️



Tell your class the date today. 🗣️



3 Listen and tick.  

1.  a   b   c

2.  a   b   c

3.  a   b   c

4 Look and write.  



1. It's \_\_\_\_\_  
\_\_\_\_\_.



2. It's \_\_\_\_\_  
\_\_\_\_\_.



3. It's \_\_\_\_\_  
\_\_\_\_\_.

5 Let's sing. 

**What's the date today?**

What's the date today?  
Is it the first of October?  
What's the date today?  
Is it the first or is it the third?  
What's the date today?  
It isn't the first, it isn't the third.  
It's the second of October.



# Lesson 2

1 Look, listen and repeat. 🧐 🗣️ 🎧

**a** Oh! What a nice cake!  
Yes. It's my birthday today.

**b** Happy birthday, Linda.  
Thank you.

**c** When's your birthday, Mai?  
It's on the fifth of March.

2 Point and say. 🇺🇸 🗣️

When's your birthday?

It's on the \_\_\_\_\_.

**a** January

M	T	W	T	F	S	S
		1	2	3	4	
5	6	7	8	9	10	11
12	13	14	15	16	17	18
19	20	21	22	23	24	25
26	27	28	29	30	31	

**b** February

M	T	W	T	F	S	S
				1		
2	3	4	5	6	7	8
9	10	11	12	13	14	15
16	17	18	19	20	21	22
23	24	25	26	27	28	

**c** March

M	T	W	T	F	S	S
					1	2
3	4	5	6	7	8	9
10	11	12	13	14	15	16
17	18	19	20	21	22	23
24	25	26	27	28	29	30
31						

**d** April

M	T	W	T	F	S	S
					1	2
3	4	5	6	7	8	9
10	11	12	13	14	15	16
17	18	19	20	21	22	23
24	25	26	27	28	29	30

**e** May

M	T	W	T	F	S	S
					1	2
3	4	5	6	7	8	9
10	11	12	13	14	15	16
17	18	19	20	21	22	23
24	25	26	27	28	29	30
31						

**f** June

M	T	W	T	F	S	S
					1	2
3	4	5	6	7	8	9
10	11	12	13	14	15	16
17	18	19	20	21	22	23
24	25	26	27	28	29	30

3 Let's talk. 🗣️

- What is the date today?
- When's your birthday?



4 Listen and number. 🎧 🎵



a



b



c



d

5 Look and write. 👁️ 🍦

1. A: When's your birthday, Tony?

B: It's \_\_\_\_\_.




2. A: When's your birthday, Mai?

B: It's \_\_\_\_\_.



3. A: When's your birthday, Phong?

B: It's \_\_\_\_\_.



6 Let's chant. 🎵

**Months of the year**

January, February, March.

Now it's time to start.

April, May and June.

Sing a happy tune.

July, August, September.

Let's play together.

October, November and December.

Remember, remember, remember!



# Lesson 3

## 1 Listen and repeat.

**th** **fourth** It's the fourth of June.

**ch** **March** My birthday is on the fifth of March.

## 2 Listen and circle. Then write and say aloud.

1. My birthday is on the \_\_\_\_\_ of December.

- a. fourth                      b. fifth

2. His birthday is on the twenty-first of \_\_\_\_\_.

- a. March                      b. April

3. Her birthday is on the \_\_\_\_\_ of October.

- a. sixteenth                      b. seventeenth

4. My friend's birthday is on the thirtieth of \_\_\_\_\_.

- a. March                      b. May

## 3 Let's chant.

### When's your birthday?

When's your birthday, Mai?

It's on the fifth of March.

When's your birthday, Mary?

It's on the fifth of March, too.




When's your birthday, Nam?

It's on the second of April.

When's your birthday, Peter?

It's on the sixth of May.



4 Read and tick.  

Dear penfriend,  
 My name's Peter. I'm from London, England. Today is Sunday, the sixth of May. It's my birthday. I'm happy. I have many birthday presents from my friends. What about you? When's your birthday?  
 Write to me soon,  
 Peter



1. Where is Peter from?



2. When is his birthday?



3. What does he have from his friends?



5 Write an invitation card. 



Please come to my birthday party.

To: \_\_\_\_\_

Date: \_\_\_\_\_

Time: \_\_\_\_\_

Address: \_\_\_\_\_

From: \_\_\_\_\_

6 Project 


Make a birthday card. Then tell the class about it.

## Lesson 1

1 Look, listen and repeat.   



2 Point and say.  



Work in pairs. Tell your partners what you can do. 



3 Listen and tick.  

1.

a



b



c



2.

a



b



c



3.

a



b



c



4 Look and write.  



1. I can \_\_\_\_\_.




2. I can \_\_\_\_\_.



3. I can \_\_\_\_\_.



4. I can \_\_\_\_\_.

5 Let's play. 

Guessing game

It can swim,  
but it can't walk.  
What is it?



It's a fish!

# Lesson 2

1 Look, listen and repeat. 🧐 🗣️ 🗣️



2 Point and say. 🚩 🗣️

Can you \_\_\_\_\_?



Yes, \_\_\_\_\_.



No, \_\_\_\_\_.



play table tennis



play volleyball



play the piano





play the guitar

3 Let's talk. 🗣️ 🗣️

- What can you do?
- Can you \_\_\_\_\_?



4 Listen and number.  



a



b



c



d

5 Look and write.  



1. Nam: Can you cycle?  
Akiko: \_\_\_\_\_, \_\_\_\_\_.



2. Nam: Can you play the piano?  
Hakim: \_\_\_\_\_, \_\_\_\_\_.




3. Nam: Can you play the guitar?  
Tony: \_\_\_\_\_, \_\_\_\_\_.



4. Nam: Can you play chess?  
Linda: \_\_\_\_\_, \_\_\_\_\_.

6 Let's sing. 



### Can you swim?

Daddy, daddy,	Mummy, mummy,	Baby, baby,
Daddy, daddy,	Mummy, mummy,	Baby, baby,
Can you swim?	Can you dance?	Can you sing?
Yes, I can.	Yes, I can.	Yes, I can.
Yes, I can.	Yes, I can.	Yes, I can.
I can swim.	I can dance.	I can sing.

# Lesson 3

1 Listen and repeat.  

s

sing

I can sing.

sw

swim

I can't swim.


2 Listen and number. Then say aloud.   

a.  Can you sing?

c.  Can you sit on the chair?

b.  Can you swim?

d.  Can you swing?

3 Let's chant. 

## Can you sing?

Can you sing?

Yes, I can.

I can sing.

Can you swim?


No, I can't.

I can't swim.

Can you swing?

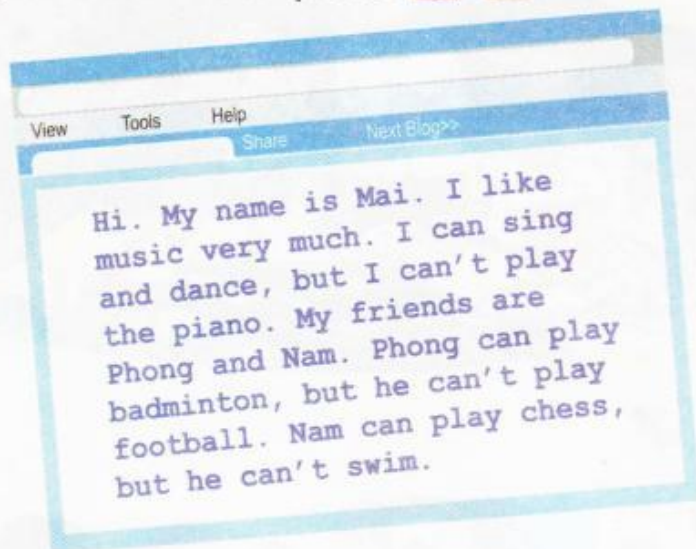
No, I can't.

I can't swing.





4 Read and complete. 



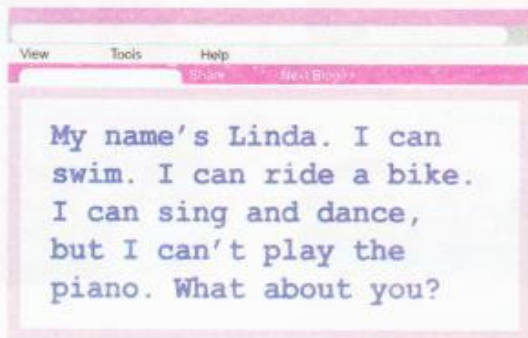
View Tools Help Share Next Blog>>

Hi. My name is Mai. I like music very much. I can sing and dance, but I can't play the piano. My friends are Phong and Nam. Phong can play badminton, but he can't play football. Nam can play chess, but he can't swim.



\_\_\_\_\_ *Mai* \_\_\_\_\_

5 Write about yourself. 



View Tools Help Share Next Blog>>

My name's Linda. I can swim. I can ride a bike. I can sing and dance, but I can't play the piano. What about you?



View Tools Help Share Next Blog>>

*My name's* \_\_\_\_\_


\_\_\_\_\_

\_\_\_\_\_

\_\_\_\_\_

6 Project 

Interview three friends and complete the chart.







Can you swim, Hoa?

Can you play badminton?

No, I can't.

Yes, I can.

Name				
_____	_____	_____	_____	_____
_____	_____	_____	_____	_____

# REVIEW

# 1



## 1 Listen and tick.

1.

a



b



c



2.

a



b



c



3.

a



b



c



4.

a



b



c



5.

a





b



c










2 Read and write.  


This is my new friend. Her name is Linda. She is nine years old. She is from England. She is a pupil at Ha Noi International School. She likes music very much. She can play the guitar and sing many Vietnamese songs. She goes to the Music Club on Wednesdays.

1. Where is Linda from?  
\_\_\_\_\_
2. How old is she?  
\_\_\_\_\_
3. What can she do?  
\_\_\_\_\_
4. What does she do on Wednesdays?  
\_\_\_\_\_

3 Read and match.  

- |                              |                               |
|------------------------------|-------------------------------|
| 1. What nationality are you? | a. It's on the second of May. |
| 2. When's your birthday?     | b. See you later, Nam.        |
| 3. What can you do?          | c. It's Tuesday.              |
| 4. What day is it today?     | d. I'm American.              |
| 5. Goodbye, Mai.             | e. I can swim.                |


4 Look and write. Then say.   

1   
Tom is from \_\_\_\_\_.

2   
His birthday is on \_\_\_\_\_.

3   
He can \_\_\_\_\_.

4   
He goes to the zoo on \_\_\_\_\_.

5 Write about you. 

Hi. My name is \_\_\_\_\_. I am \_\_\_\_\_ years old.  
I am from \_\_\_\_\_. I am a pupil at \_\_\_\_\_.  
I can \_\_\_\_\_. I cannot \_\_\_\_\_.  
I \_\_\_\_\_ on Sundays.



# Short story Cat and Mouse 1

1 Read and listen to the story. 🧐 🧑

Do you remember?

Hello, I'm Miu the cat.

Hello, I'm Chit the mouse and this is my sister Mimi.

And those are my friends Maurice and Doris!

Hello.

Who are you?

Hello.

My name's Mary. Is this Chit's house?

Yes, it is.

Hello, Mary!

Hello, Chit!

How are you?

I'm very well, thank you.

Miu, this is my cousin Mary.

Nice to meet you, Mary.

Nice to meet you too, Miu.

Where are you from, Mary?

I'm from America.

Really? Where in America?


New York.

Can you play the guitar? Yes, I can. Can you play the guitar, too?

No, I can't. But I can play the piano.

Great! Let's play!



2 Complete the conversation. 

Miu: Hello.

Mary: Hello.

Miu: (1) \_\_\_\_\_ are you?

Mary: (2) \_\_\_\_\_ Mary. Is this Chit's house?

Miu: (3) \_\_\_\_\_.

Chit: Hello, Mary!

Mary: Hello, Chit!

Chit: (4) \_\_\_\_\_ are you?

Mary: I'm (5) \_\_\_\_\_.

3 Work in groups of three. Read the conversation. Then act it out with your own names. 

Chit: Miu, this is my cousin Mary.

Miu: Nice to meet you, Mary.

Mary: Nice to meet you too, Miu.

Miu: Where are you from, Mary?

Mary: I'm from America.

Miu: Really? Where in America?


Mary: New York.

Miu: Can you play the guitar?

Mary: Yes, I can. Can you play the guitar, too?

Miu: No, I can't.



4 Unscramble these words from the conversation. 

a. sheou house

b. ealyrl \_\_\_\_\_


c. icne \_\_\_\_\_

d. neridsf \_\_\_\_\_

e. ragitu \_\_\_\_\_

f. miracea \_\_\_\_\_

## Lesson 1

1 Look, listen and repeat.   

**a** This is my cousin Jack. He's in London.

Nice to meet you too, Phong.

Hello, Jack. Nice to meet you. I'm Phong.

Phong and I study in the same school.

What's the name of your school?


Nguyen Du Primary School.

**c** Where's your school?

It's in Nguyen Du Street in Ha Noi.


**d** What about you, Jack? What's the name of your school?

Oxford Primary School. It's in Oxford Street.

2 Point and say.  

Where's your school?


It's in \_\_\_\_\_.

**a**   
Oxford Street  
Oxford Street

**b**   
Đường Hoà Bình, Long An  
Hoa Binh Road

**c**   
làng Bát Trạng  
Bat Trang Village

**d**   
Xã Nguyễn Trãi, Quận Hoàn Kiếm  
Hà Nội  
Hoan Kiem District

Work in pairs. Ask and answer questions about your school. Ask its name and where it is. 

cousin = a child of your uncle/aunt




3 Listen and tick.  

- |  |   |  |
|--|---|--|
| 1.  a <input checked="" type="checkbox"/> |  b <input type="checkbox"/>            |  c <input type="checkbox"/> |
| 2.  a <input checked="" type="checkbox"/> |  b <input type="checkbox"/>            |  c <input type="checkbox"/> |
| 3.  a <input type="checkbox"/>            |  b <input checked="" type="checkbox"/> |  c <input type="checkbox"/> |



4 Look and write.  



1. My school is in \_\_\_\_\_ 2. His school is \_\_\_\_\_ 3. Her school \_\_\_\_\_

5 Let's sing. 

**This is the way**

	This is the way we go to school, Go to school, go to school.	
	This is the way we go to school, So early in the morning.	
	This is the way we go for a walk, For a walk, for a walk.	
	This is the way we go for a walk, So early in the morning.	


3 Listen and tick.  

- |  |   |  |
|--|---|--|
| 1.  a <input checked="" type="checkbox"/> |  b <input type="checkbox"/>            |  c <input type="checkbox"/> |
| 2.  a <input checked="" type="checkbox"/> |  b <input type="checkbox"/>            |  c <input type="checkbox"/> |
| 3.  a <input type="checkbox"/>            |  b <input checked="" type="checkbox"/> |  c <input type="checkbox"/> |



4 Look and write.  



1. My school is in \_\_\_\_\_ 2. His school is \_\_\_\_\_ 3. Her school \_\_\_\_\_

5 Let's sing. 

**This is the way**

	<p>This is the way we go to school, Go to school, go to school.</p>	
	<p>This is the way we go to school, So early in the morning.</p>	
	<p>This is the way we go for a walk, For a walk, for a walk.</p>	
	<p>This is the way we go for a walk, So early in the morning.</p>	

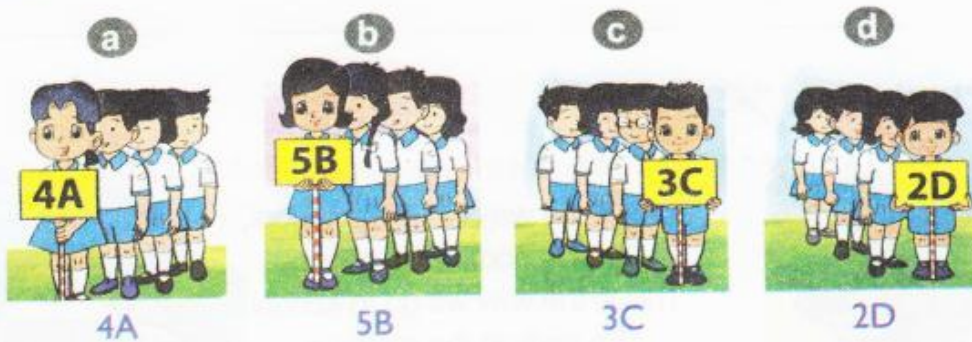




# Lesson 2

1 Look, listen and repeat.   



2 Point and say.  



3 Let's talk. 

- What's the name of your school?
- Where is it?
- What class are you in?

4 Listen and number.  



a





b




c



d

5 Look and write.  



1. A: Where's his school?  
B: It's in \_\_\_\_\_.



2. A: Where's her school?  
B: It's \_\_\_\_\_.



3. A: What class is she in?  
B: She's in \_\_\_\_\_.



4. A: What class is he in?  
B: He's \_\_\_\_\_.

6 Let's play. 

*Pass the secret!*





# Lesson 3

## 1 Listen and repeat.

**sch** **school** This is our **school**.

**sk** **skipping** Mai likes **skipping**.

**str** **street** My school is in Nguyen Du **Street**.

## 2 Listen and circle. Then write and say aloud.



1. This is a \_\_\_\_\_. a. school b. street
2. The \_\_\_\_\_ is beautiful. a. school b. street
3. The \_\_\_\_\_ is long. a. street b. stream
4. I love my \_\_\_\_\_. a. school b. street
5. Linda likes \_\_\_\_\_. a. skating b. skipping

## 3 Let's chant.

### School, school, school!

School, school, school!  
This is the way  
We go to school.  
It's so much fun!

Street, street, street!  
This is the way  
We walk on the street.  
It's so much fun!



4 Read and complete.  

Name: Le Mai  
Nationality: Vietnamese  
School: Nguyen Du Primary School  
School address: Nguyen Du Street,  
Hoan Kiem District, Ha Noi  
Class: 4A



Hello. My name is (1) \_\_\_\_\_. I'm from  
Ha Noi, Viet Nam. I'm (2) \_\_\_\_\_.  
I study at (3) \_\_\_\_\_.  
It's a big school in (4) \_\_\_\_\_.  
I'm in Class (5) \_\_\_\_\_.

5 Write about your school. 

Write the name and address of your school and your class.

I study at \_\_\_\_\_  
\_\_\_\_\_  
\_\_\_\_\_  
\_\_\_\_\_.



6 Project 

Make a card about your friend's school and class.

Friend's name: \_\_\_\_\_  
School: \_\_\_\_\_  
School address: \_\_\_\_\_  
\_\_\_\_\_  
Class: \_\_\_\_\_



## Lesson 1

1 Look, listen and repeat.   



2 Point and say.  

What do you like doing?

I like \_\_\_\_\_.



swimming



cooking



collecting stamps




playing chess

Work in pairs. Tell your partners what you like doing. 



3 Listen and tick.  



4 Look and write.  

1. I like \_\_\_\_\_.




3. I like \_\_\_\_\_.



2. I like \_\_\_\_\_.



4. I like \_\_\_\_\_.

5 Let's sing. 



I like doing things


I like reading comic books so much.  
 Reading comic books is lots of fun.  
 I like making models, too.  
 Making models is very cool.  
 I like collecting stamps so much.  
 Collecting stamps is lots of fun.  
 I like playing football, too.  
 Playing football is very cool.





# Lesson 2

1 Look, listen and repeat.   



2 Point and say.  

What's your hobby?

I like \_\_\_\_\_.



riding a bike



playing badminton




flying a kite





taking photos



watching TV

3 Let's talk. 

- What do you like doing?
- What's your hobby?

4 Listen and number.  



a



b



c



d

5 Look and write.  



1. Peter: What do you like doing?  
Linda: I like \_\_\_\_\_.



2. Peter: What do you like doing?  
Tom: I like \_\_\_\_\_.



3. Phong: What's your hobby?  
Linda: I like \_\_\_\_\_.



4. Phong: What's your hobby?  
Mai: I like \_\_\_\_\_.

6 Let's play. 

**What's your hobby?**

Collecting stamps

Reading comic books

Listening to music

Flying a kite

Drawing pictures

Riding a bike



Playing football

Playing the guitar

Playing the piano



# Lesson 3

1 Listen and repeat.  

fl flying

I like flying a kite.

pl playing

He likes playing the piano.

2 Listen and circle. Then say aloud.   

1. I like \_\_\_\_\_.

- a. playing football
- b. flying a kite

2. He likes \_\_\_\_\_.


- a. playing the guitar
- b. playing the piano

3. She likes \_\_\_\_\_.

- a. sailing a boat
- b. playing with a yo-yo

4. We like \_\_\_\_\_.


- a. flying in a plane
- b. flying a kite

3 Let's chant. 



## Flying a little kite

Flying, flying, flying a little kite  
Playing, playing, playing a big drum  
Sailing, sailing, sailing an old boat  
Planting, planting, planting a new tree  
What fun it will be!



4 Read and complete.  

Dear penfriend,

Hi! My name is Mai. I'm nine years old. I'm Vietnamese. I like collecting stamps. I have a lot of stamps. They are so beautiful. I don't like playing chess but I like taking photos. This is a photo of me. I really want a penfriend. Please write to me:  
mai@englishenglish.com.vn

Mai



1. Mai is \_\_\_\_\_ years old.
2. She likes \_\_\_\_\_ and \_\_\_\_\_.
3. She doesn't like \_\_\_\_\_.
4. She wants a \_\_\_\_\_.

5 Add your photo and write a reply email to Mai. 

*Dear Mai,*

---

---

---

---

---



6 Project 




Collect things that you like (e.g., stickers, stamps, candy wrappers) and show them to your classmates.





# What subjects do you have today?

## Lesson 1

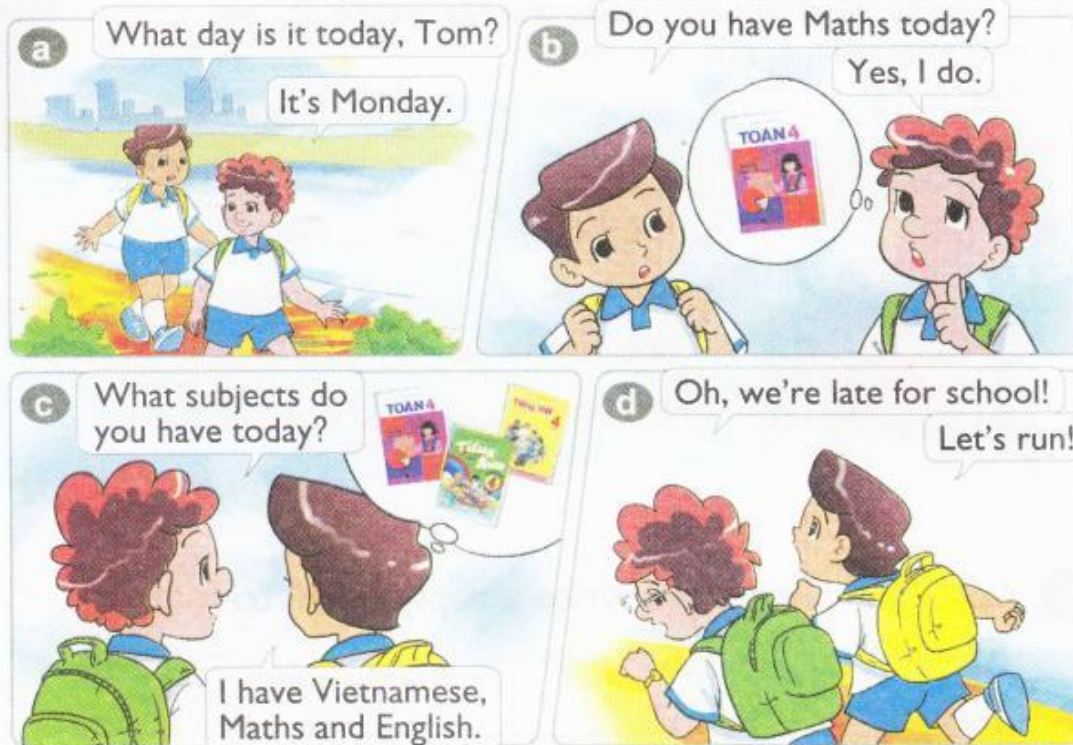
1 Look, listen and repeat.   

**a** What day is it today, Tom?  
It's Monday.

**b** Do you have Maths today?  
Yes, I do.

**c** What subjects do you have today?  
I have Vietnamese, Maths and English.

**d** Oh, we're late for school!  
Let's run!



2 Point and say.  

What subjects do you have today?  
I have \_\_\_\_\_.



**a**  Maths

**b**  Science

**c**  IT

**d**  Vietnamese

**e**  Art

**f**  Music

Work in pairs. Ask your partners what subjects they have today. 

 IT = Information Technology

3 Listen and tick.  



4 Look and write.  



1. Today is \_\_\_\_\_. He has \_\_\_\_\_  
\_\_\_\_\_.

2. Today is \_\_\_\_\_. She \_\_\_\_\_  
\_\_\_\_\_.

3. Today is \_\_\_\_\_. They \_\_\_\_\_  
\_\_\_\_\_.

5 Let's sing. 



**What day is it today?**

It's Monday. It's Monday.  
What subjects do you have?  
I have Maths and Art and English.  
But we're late, we're late!  
We're late for school. Let's run!  
We're late. We're late.  
We're late for school. Let's run!



# Lesson 2

## 1 Look, listen and repeat.

**a** What are you doing, Nam?  
I'm studying for my English lesson.

**b** When do you have English?  
I have it on Mondays, Tuesdays, Thursdays and Fridays.

**c** What about you?  
I have it on Mondays, Tuesdays, Wednesdays and Fridays.

**d** Who's your English teacher?  
It's Miss Hien.

## 2 Point and say.

When do you have Science?  
I have it on \_\_\_\_\_.



SCIENCE					
	Mon.	Tues.	Wed.	Thurs.	Fri.
Sam	✓			✓	
Fred		✓	✓		
Mimi	✓		✓		
Winnie		✓			✓

## 3 Let's talk.

- What subjects do you have today?
- When do you have \_\_\_\_\_?
- Who is your \_\_\_\_\_ teacher?

4 Listen and number.  

PE				
Mon.	Tues.	Wed.	Thurs.	Fri.
	✓		✓	

a

PE				
Mon.	Tues.	Wed.	Thurs.	Fri.
	✓			✓

b

PE				
Mon.	Tues.	Wed.	Thurs.	Fri.
✓		✓		

c


PE				
Mon.	Tues.	Wed.	Thurs.	Fri.
		✓	✓	

d

5 Look and write.  

ENGLISH	
Tuesday	✓
Wednesday	✓

Today is Tuesday.  
 I have \_\_\_\_\_ today.  
 Tomorrow is \_\_\_\_\_.  
 I have English on \_\_\_\_\_ too.  
 When do you have English?


6 Let's play. 

Write the names of the subjects.

**Puzzle**



1	S								
2		U							
		B							
		J							
3		E							
		C							
4			T						
5			S						



 PE = Physical Education



# Lesson 3

1 Listen and repeat.  

ct

**subject**

English is my favourite **subject**.


cts

**subjects**

What **subjects** do you have today?

2 Listen and tick. Then write and say aloud.    

	subject	subjects
1. What _____ do you have today?	<input type="checkbox"/>	<input type="checkbox"/>
2. What _____ do you like?	<input type="checkbox"/>	<input type="checkbox"/>
3. What _____ does she have on Fridays?	<input type="checkbox"/>	<input type="checkbox"/>
4. What _____ does she like?	<input type="checkbox"/>	<input type="checkbox"/>

3 Let's chant. 



## What subjects do you have today?

What subjects do you have today?

I have Maths, Music and Art.

How often do you have Maths?

I have it every day of the week.

What is your favourite subject?


English is my favourite subject.



4 Read and complete.  

My name is Nga. I go to school from Monday to Friday. I have Vietnamese and Maths every day. I have English on Mondays, Tuesdays, Thursdays and Fridays. On Wednesdays and Thursdays, I have Science. I have PE on Mondays and Wednesdays. I have Music on Tuesdays and Art on Fridays.

●●●●● TIMETABLE ●●●●●				
Monday	Tuesday	Wednesday	Thursday	Friday
(1) _____	Vietnamese	Vietnamese	Vietnamese	Vietnamese
Maths	(2) _____	Maths	Maths	Maths
English	English	(3) _____	English	English
PE	Music	PE	Science	(4) _____

5 Write about you and your school subjects. 

I am a pupil at \_\_\_\_\_ Primary School.

I go to school from Monday to \_\_\_\_\_.

At school, I have Vietnamese, Maths, \_\_\_\_\_

I have English on \_\_\_\_\_.

My favourite subject is \_\_\_\_\_.



6 Project 


Ask a friend in another school about his/her timetable and tick the table below. Then tell the class about it.

	Monday	Tuesday	Wednesday	Thursday	Friday
Vietnamese					
Maths					
English					
Science					
IT					
Music					
Art					
PE					



## Lesson 1


1 Look, listen and repeat.   





2 Point and say.  

What's he/she doing?



He's/She's \_\_\_\_\_.



Work in pairs. Ask your partners what one of your classmates is doing in the classroom.  

3 Listen and tick.  

1.			
a	<input type="checkbox"/>	b	<input type="checkbox"/>
c	<input type="checkbox"/>		<input type="checkbox"/>
2.			
a	<input type="checkbox"/>	b	<input type="checkbox"/>
c	<input type="checkbox"/>		<input type="checkbox"/>
3.			
a	<input type="checkbox"/>	b	<input type="checkbox"/>
c	<input type="checkbox"/>		<input type="checkbox"/>

4 Look and write.  



1. What's Nam doing?

\_\_\_\_\_



2. What's Linda doing?

\_\_\_\_\_



3. What's Phong doing?

\_\_\_\_\_



4. What's Mai doing?

\_\_\_\_\_

5 Let's play. 

What's she doing?

**Charades**



She's reading a book.



# Lesson 2

## 1 Look, listen and repeat.

What are the pupils doing in the classroom?

a



Well, at the red table, they're drawing pictures.



b

At the blue table, they're making a paper boat.



And at the yellow table, they're making a kite.



Are they having an Art lesson?

Yes, they are.

## 2 Point and say.

What are they doing?



They're \_\_\_\_\_.



painting masks



making a puppet



playing badminton



making paper planes

## 3 Let's talk.

- Where is he/she?
- What's he/she doing?
- Where are they?
- What are they doing?

4 Listen and number.  



a



b



c



d

5 Look and write.  



1. What are Nam and Tom doing?

\_\_\_\_\_



2. What are Phong and Peter doing?

\_\_\_\_\_



3. What are Mai and Linda doing?

\_\_\_\_\_



4. What are Mai and Nam doing?

\_\_\_\_\_

6 Let's sing. 

**What are they doing?**

What are they doing?  
 What are they doing?  
 They are painting a picture.  
 That's what they're doing.



What are they doing?  
 What are they doing?  
 They are making a puppet.  
 That's what they're doing.





# Lesson 3

## 1 Listen and repeat.

sk      **mask**      He's making a **mask**.

xt      **text**      She's reading a **text**.

## 2 Listen and tick. Then write and say aloud.

1. She's looking at the \_\_\_\_\_.

a. mask       b. text

2. The \_\_\_\_\_ is long.

a. desk       b. text

3. She's drawing a \_\_\_\_\_.

a. desk       b. mask

4. They're painting a \_\_\_\_\_.

a. desk       b. mask



## 3 Let's chant.

### What's he doing?

What's he doing?  
He's reading a text.

What's she doing?  
She's painting a mask.

What are they doing?  
They're drawing a desk.




4 Read and tick.  

It is Friday today. We are having a break. We are doing exercise in the school playground. Phong is jumping. Linda and Mai are playing badminton. Nam and Tom are skipping. Quan and Peter are playing basketball. We are having a lot of fun here.

- |   |                          |                          |
|---|--------------------------|--------------------------|
| 1. We are doing exercise in the school gym. | <input type="checkbox"/> | <input type="checkbox"/> |
| 2. Phong is skipping.                       | <input type="checkbox"/> | <input type="checkbox"/> |
| 3. Linda and Peter are playing badminton.   | <input type="checkbox"/> | <input type="checkbox"/> |
| 4. Nam and Tom are skipping.                | <input type="checkbox"/> | <input type="checkbox"/> |
| 5. Quan and Peter are playing tennis.       | <input type="checkbox"/> | <input type="checkbox"/> |



5 Write about the picture. 



It is Monday today. We are having an Art lesson.


The teacher is \_\_\_\_\_.

The girls are \_\_\_\_\_ and \_\_\_\_\_.

The boys are \_\_\_\_\_ and \_\_\_\_\_.

6 Project 

Add a photo of your family. Then tell the class what your family members are doing in the photo.





# Where were you yesterday?

## Lesson 1


1 Look, listen and repeat. 🧐 🎧 🗣️

**a** Where were you yesterday, Linda?  
I was at home.

**b** What about you, Nam?  
I was at the zoo.

**c** Where were you yesterday, Phong?  
I was on the beach.

**d** What about you, Tom and Tony?  
We were in the school library.



2 Point and say. 📖 🗣️

Where were you yesterday?

I was \_\_\_\_\_.



at home



at the zoo




on the beach





in the school library

Work in pairs. Ask your partners where they were yesterday. 🗣️



3 Listen and tick.  

1.		a <input type="checkbox"/>		b <input type="checkbox"/>		c <input type="checkbox"/>
2.		a <input type="checkbox"/>		b <input type="checkbox"/>		c <input type="checkbox"/>
3.		a <input type="checkbox"/>		b <input type="checkbox"/>		c <input type="checkbox"/>

4 Look and write.  

- A: Where was Tom yesterday?  
B: He was \_\_\_\_\_.
- A: Where was Linda yesterday?  
B: She was \_\_\_\_\_.
- A: Where were Phong and Nam yesterday?  
B: They were \_\_\_\_\_.



5 Let's sing. 

**Where were you yesterday?**

Where were you yesterday?  
Yesterday, yesterday?  
Where were you yesterday?  
I was at home.

What did you do yesterday?  
Yesterday, yesterday?  
What did you do yesterday?  
We watched TV.





# Lesson 2

1 Look, listen and repeat. 🗣️ 👂 🗣️





2 Point and say. 🗣️ 🗣️

What did you do yesterday?



3 Let's talk. 🗣️ 🗣️

- Where were you yesterday?
- What did you do?

4 Listen and number.  





a



b



c

5 Look and write.  

1. Mai: Where was Tom yesterday afternoon?

Tony: He was \_\_\_\_\_.

Mai: What did he do?

Tony: He \_\_\_\_\_.



2. Phong: Where was Mai yesterday evening?

Akiko: She was \_\_\_\_\_.

Phong: What did she do?

Akiko: She \_\_\_\_\_.



3. Linda: Where were Phong and Nam yesterday?

Quan: They were \_\_\_\_\_.

Linda: What did they do?

Quan: They \_\_\_\_\_.



6 Let's play. 



**Pelmanism**

watch/watched TV

paint/painted a picture

skip/skipped

listen/listened to music

play/played football





# Lesson 3

## 1 Listen and repeat.

ed /d/

**played**

I **played** badminton yesterday morning.

ed /t/

**watched**

I **watched** TV yesterday evening.

ed /ɪd/

**painted**

Mai **painted** a big picture last weekend.

## 2 Listen and tick. Then say aloud.



1. I played badminton yesterday afternoon.

/d/ /t/ /ɪd/



2. We watched TV in the evening.



3. They painted many beautiful pictures.

## 3 Let's chant.

### What did he do yesterday?

What did he do yesterday?


He played badminton.


What did she do yesterday?

She watched TV.

What did you do yesterday?

I painted pictures.



4 Read and complete.  



Hello everyone. It was Sunday yesterday and it was very cold. I was at home. In the morning, I watered the flowers in the garden. In the afternoon, I played chess with my father. After dinner, I watched TV. I was happy.

1. Linda \_\_\_\_\_ yesterday morning.
2. She \_\_\_\_\_ yesterday afternoon.
3. She \_\_\_\_\_ yesterday evening.

5 Write about you. 

Yesterday, I was \_\_\_\_\_.

In the morning, I \_\_\_\_\_.

In the afternoon, I \_\_\_\_\_.

In the evening, I \_\_\_\_\_.

6 Project 

Work in pairs. Ask your partners where they were and what they did last weekend. Then tell the class about it.

- Where? \_\_\_\_\_
- What? \_\_\_\_\_



# REVIEW

# 2



## 1 Listen and tick.

1. a  b  c

2. a  b  c

3. a  b  c



4. a  b  c

## 2 Read and circle.

**H**i. My name is Peter. I study at Oxford Primary School. It is in Oxford Street, London. I go to school from Monday to Friday. At school, I have English, Maths, Science, Music, Art, PE and IT. Music is my favourite subject.



It was Saturday yesterday. I was at home. In the morning, I played games with my friends on the Internet. In the afternoon, I played football. In the evening, I watched TV. I went to bed early.

- Peter studies at \_\_\_\_\_ School.
  - Oxford Primary
  - Oxford
  - London
- His favourite subject is \_\_\_\_\_.
  - Maths
  - Music
  - Science
- Yesterday morning, he \_\_\_\_\_ with his friends on the Internet.
  - played games
  - chatted
  - watched a video
- Yesterday evening, he \_\_\_\_\_.
  - played football
  - listened to music
  - watched TV

3 Read and match.  

1. What do you like doing?
2. What subjects do you have today?
3. When do you have Music?
4. Where were you yesterday?
5. What did you do?

- a. I have it on Mondays.
- b. I was at home.
- c. I watched TV and played badminton.
- d. I like reading.
- e. I have Vietnamese, Maths and English.

4 Look and write.  



1. A: Where is the school?

B: \_\_\_\_\_.

2. A: What subjects do you have today?

B: \_\_\_\_\_.



3. A: What are they doing?

B: He's \_\_\_\_\_.


She's \_\_\_\_\_.

4. A: Where were they yesterday?

B: \_\_\_\_\_.

A: What did they do?

B: \_\_\_\_\_.

5 Let's write. 





It's break time at school and the pupils are doing different things. A girl is (1) \_\_\_\_\_ . Some boys are (2) \_\_\_\_\_ in the classroom. Some girls are (3) \_\_\_\_\_ in the playground. Our teacher is in her office. She is (4) \_\_\_\_\_ .





# Short story Cat and Mouse 2

1 Read and listen to the story. 🗣️ 🎧




Maurice, this is my cousin Mary. She comes from America and she can play the guitar.



Happy Birthday, Maurice!





2 Complete the conversation. 

Miu: What (1) \_\_\_\_\_ is it today?

Chit: It's (2) \_\_\_\_\_.

Miu: And what's the (3) \_\_\_\_\_?


Mary: It's the (4) \_\_\_\_\_ of October.

Miu: Oh! It's Maurice's (5) \_\_\_\_\_ today!

Chit: Is he (6) \_\_\_\_\_?


Miu: Yes, he is!



3 Work in pairs. Answer these questions. 

1. Whose birthday is it today?
2. What colour is Mary's guitar case?
3. What game are the cats playing?
4. How many cats are playing the game?
5. How old is Maurice today?



4 Write the correct answers to Activity 3. 

1. It's Chit's birthday today.  
No it isn't. It's Maurice's birthday today
2. Mary's guitar case is blue.  
\_\_\_\_\_
3. They're playing Bingo.  
\_\_\_\_\_
4. Three cats are playing the game.  
\_\_\_\_\_
5. He is seven.  
\_\_\_\_\_





# GLOSSARY

<b>address</b>	<i>địa chỉ</i>	U6
<b>afternoon</b>	<i>buổi chiều</i>	U1
<b>again</b>	<i>lại, nữa</i>	U1
<b>America</b>	<i>nước Mĩ</i>	U2
<b>American</b>	<i>người Mĩ</i>	U2
<b>April</b>	<i>tháng Tư</i>	U4
<b>Art</b>	<i>môn Nghệ thuật</i>	U8
<b>August</b>	<i>tháng Tám</i>	U4
<b>Australia</b>	<i>nước Úc</i>	U2
<b>Australian</b>	<i>người Úc</i>	U2
<b>badminton</b>	<i>cầu lông</i>	U5
<b>beach</b>	<i>bãi biển</i>	U10
<b>bike</b>	<i>xe đạp</i>	U7
<b>can</b>	<i>có thể</i>	U5
<b>chess</b>	<i>cờ vua</i>	U7
<b>class</b>	<i>lớp</i>	U6
<b>collect</b>	<i>sưu tầm, thu lượm</i>	U7
<b>comic book</b>	<i>truyện tranh</i>	U7
<b>cook</b>	<i>nấu ăn</i>	U5
<b>cool</b>	<i>vui vẻ</i>	U7
<b>dance</b>	<i>múa, nhảy</i>	U5
<b>date</b>	<i>ngày trong tháng (ngày, tháng)</i>	U4
<b>December</b>	<i>tháng Mười Hai</i>	U4

<b>dictation</b>	<i>bài chính tả</i>	U9
<b>dishes</b>	<i>bát, đĩa</i>	U10
<b>district</b>	<i>quận, huyện</i>	U6
<b>drum</b>	<i>cái trống</i>	U7
<b>England</b>	<i>nước Anh</i>	U1
<b>English</b>	<i>người Anh</i>	U2
<b>English</b>	<i>môn tiếng Anh</i>	U3
<b>evening</b>	<i>buổi tối</i>	U1
<b>every day</b>	<i>hàng ngày</i>	U8
<b>exercise</b>	<i>bài tập</i>	U9
<b>February</b>	<i>tháng Hai</i>	U7
<b>flower</b>	<i>hoa</i>	U10
<b>fly</b>	<i>bay</i>	U7
<b>Friday</b>	<i>thứ Sáu</i>	U3
<b>guitar</b>	<i>đàn ghi ta</i>	U3
<b>have (English)</b>	<i>học (môn tiếng Anh)</i>	U3
<b>hobby</b>	<i>sở thích</i>	U7
<b>home</b>	<i>nhà, chỗ ở</i>	U10
<b>hometown</b>	<i>thị trấn, quê hương</i>	U1
<b>homework</b>	<i>bài tập về nhà</i>	U10
<b>IT (Information Technology)</b>	<i>Tin học (môn Công nghệ Thông tin)</i>	U8
<b>January</b>	<i>tháng Giêng</i>	U4
<b>Japan</b>	<i>nước Nhật</i>	U2



# GLOSSARY

<b>Japanese</b>	<i>người Nhật</i>	U2
<b>July</b>	<i>tháng Bảy</i>	U4
<b>June</b>	<i>tháng Sáu</i>	U4
<b>kite</b>	<i>cái diều</i>	U7
<b>later</b>	<i>sau</i>	U1
<b>library</b>	<i>thư viện</i>	U10
<b>listen</b>	<i>nghe</i>	U9
<b>make</b>	<i>làm</i>	U9
<b>Malaysia</b>	<i>nước Ma-lay-sia</i>	U2
<b>Malaysian</b>	<i>người Ma-lay-sia</i>	U2
<b>March</b>	<i>tháng Ba</i>	U4
<b>mask</b>	<i>cái mặt nạ</i>	U9
<b>Maths</b>	<i>môn Toán</i>	U8
<b>May</b>	<i>tháng Năm</i>	U4
<b>meet</b>	<i>gặp</i>	U1
<b>model</b>	<i>mô hình</i>	U7
<b>Monday</b>	<i>thứ Hai</i>	U3
<b>morning</b>	<i>buổi sáng</i>	U1
<b>Music</b>	<i>môn Âm nhạc</i>	U8
<b>night</b>	<i>đêm</i>	U1
<b>November</b>	<i>tháng Mười Một</i>	U4
<b>October</b>	<i>tháng Mười</i>	U4
<b>once</b>	<i>một lần</i>	U8

<b>paint</b>	<i>tô màu</i>	U9
<b>paper</b>	<i>giấy</i>	U9
<b>penfriend</b>	<i>bạn (qua thư từ)</i>	U7
<b>PE (Physical Education)</b>	<i>Thể dục (môn Giáo dục thể chất)</i>	U8
<b>photograph</b>	<i>ảnh</i>	U7
<b>piano</b>	<i>đàn piano</i>	U5
<b>plane</b>	<i>máy bay</i>	U9
<b>plant</b>	<i>trồng</i>	U7
<b>play</b>	<i>chơi</i>	U5
<b>puppet</b>	<i>con rối</i>	U9
<b>radio</b>	<i>đài</i>	U10
<b>read</b>	<i>đọc</i>	U7
<b>return</b>	<i>trở về</i>	U10
<b>ride</b>	<i>đạp, cưỡi</i>	U7
<b>road</b>	<i>đường</i>	U6
<b>sail</b>	<i>đi tàu thủy/thuyền buồm</i>	U7
<b>Saturday</b>	<i>thứ Bảy</i>	U3
<b>school</b>	<i>trường</i>	U6
<b>Science</b>	<i>môn Khoa học</i>	U8
<b>see</b>	<i>gặp, nhìn thấy</i>	U1
<b>September</b>	<i>tháng Chín</i>	U4
<b>skate</b>	<i>trượt băng, pa tanh</i>	U5
<b>skip</b>	<i>nhảy (dây)</i>	U5



# GLOSSARY

<b>stamp</b>	<i>tem</i>	U7
<b>stream</b>	<i>dòng suối</i>	U6
<b>street</b>	<i>phố, đường phố</i>	U6
<b>study</b>	<i>học</i>	U6
<b>subject</b>	<i>môn học</i>	U8
<b>Sunday</b>	<i>Chủ Nhật</i>	U3
<b>swim</b>	<i>bơi</i>	U5
<b>swing</b>	<i>đu</i>	U5
<b>table tennis</b>	<i>bóng bàn</i>	U5
<b>take</b>	<i>cắm, nắm, giữ</i>	U7
<b>text</b>	<i>bài đọc</i>	U9
<b>Thursday</b>	<i>thứ Năm</i>	U3
<b>time</b>	<i>lần</i>	U8
<b>today</b>	<i>hôm nay</i>	U3
<b>tomorrow</b>	<i>ngày mai</i>	U1
<b>tree</b>	<i>cây</i>	U7
<b>Tuesday</b>	<i>thứ Ba</i>	U3
<b>TV</b>	<i>ti vi</i>	U7
<b>twice</b>	<i>hai lần</i>	U8
<b>video</b>	<i>băng/phim video</i>	U9
<b>Viet Nam</b>	<i>nước Việt Nam</i>	U1
<b>Vietnamese</b>	<i>người Việt Nam</i>	U2
<b>Vietnamese</b>	<i>môn Tiếng Việt</i>	U8

<b>village</b>	<i>làng, xã</i>	U6
<b>volleyball</b>	<i>bóng chuyền</i>	U5
<b>wash</b>	<i>rửa, giặt</i>	U10
<b>watch</b>	<i>xem, theo dõi</i>	U9
<b>water</b>	<i>tưới</i>	U10
<b>Wednesday</b>	<i>thứ Tư</i>	U3
<b>weekend</b>	<i>cuối tuần</i>	U3
<b>write</b>	<i>viết</i>	U9
<b>yesterday</b>	<i>hôm qua</i>	U10
<b>zoo</b>	<i>bách thú</i>	U10

### Ordinal Numbers

1st first	11th eleventh	21st twenty-first
2nd second	12th twelfth	22nd twenty-second
3rd third	13th thirteenth	23rd twenty-third
4th fourth	14th fourteenth	24th twenty-fourth
5th fifth	15th fifteenth	25th twenty-fifth
6th sixth	16th sixteenth	26th twenty-sixth
7th seventh	17th seventeenth	27th twenty-seventh
8th eighth	18th eighteenth	28th twenty-eighth
9th ninth	19th nineteenth	29th twenty-ninth
10th tenth	20th twentieth	30th thirtieth
		31st thirty-first



*Chịu trách nhiệm xuất bản :*

Chủ tịch Hội đồng Thành viên MẠC VĂN THIÊN

Tổng Giám đốc kiêm Tổng biên tập GS. TS. VŨ VĂN HÙNG

*Biên tập nội dung :* LÊ THỊ HUỆ - TRẦN THU HÀ - KEN WILSON - MARY-JANE NEWTON - CAUVIS FUNG

*Biên tập mỹ thuật :* NGUYỄN BÍCH LA

*Thiết kế sách :* THÁI THANH VĂN

*Trình bày bìa :* NGUYỄN BÍCH LA

*Minh họa :* ĐẶNG HOÀNG VŨ - NGUYỄN THỊ NGỌC THUY - LÊ THẾ HẢI

*Sửa bản in :* LÊ THỊ HUỆ - TRẦN THU HÀ

*Chế bản tại :* CTCP MĨ THUẬT & TRUYỀN THÔNG

Sách được biên soạn, biên tập, thiết kế với sự cộng tác của Nhà xuất bản Macmillan (MPC).

© VIETNAM EDUCATION PUBLISHING HOUSE (VEPH) & MACMILLAN (MPC)

#### **TIẾNG ANH 4 – SÁCH HỌC SINH – TẬP MỘT**

Mã số: 1H410t5

In 50.000 bản (QĐ: 156), khổ 19 x 26,5 cm.

In tại Công ty Cổ phần In & TM Khánh Hòa,  
Số 8 Lê Thánh Tôn, Nha Trang, Khánh Hòa.

Số ĐKXB : 01-2015/CXB/93-902/GD.

Số QĐXB : 387BT/QĐ-GD ngày 29 tháng 5 năm 2015

In xong và nộp lưu chiểu tháng 6 năm 2015.